

2019 CATALOG  
\$5.95

# USCT

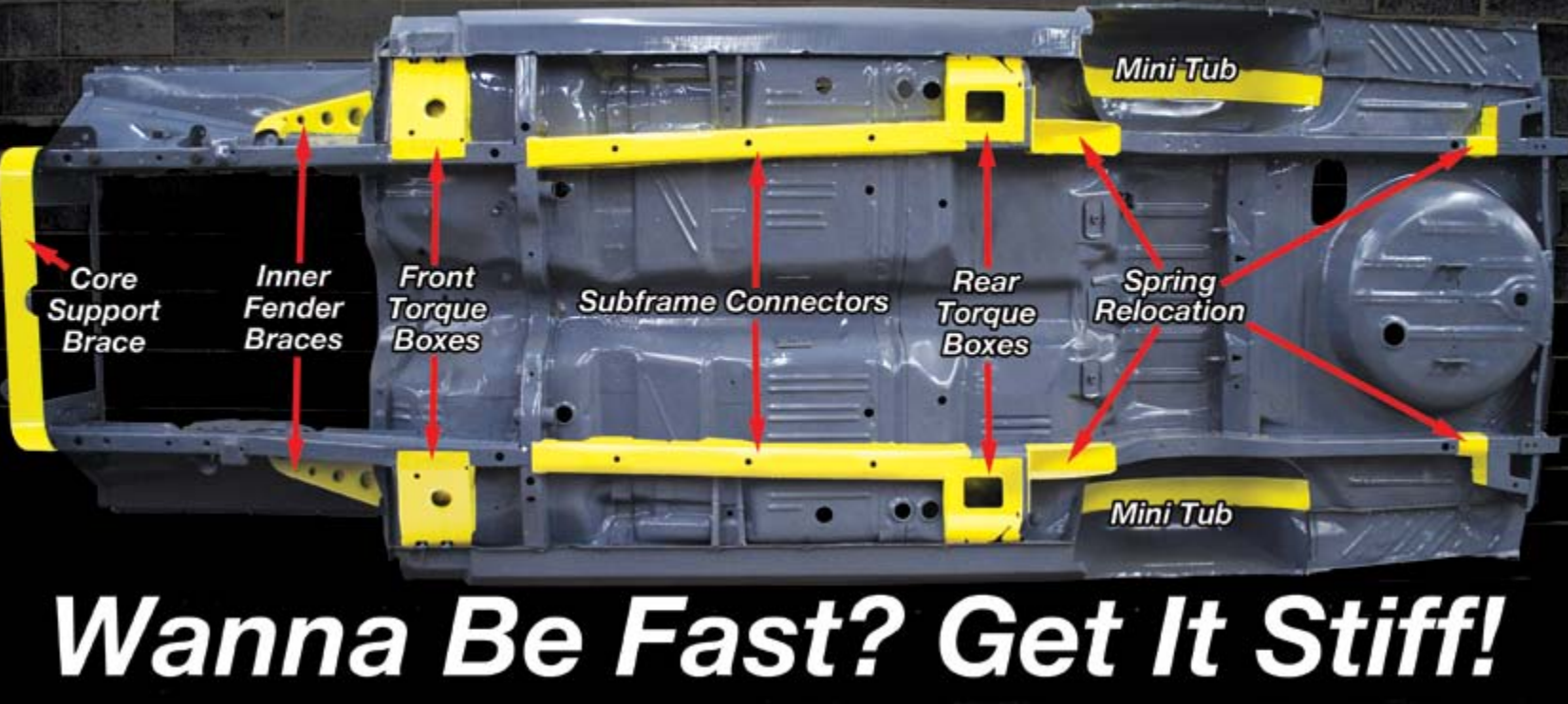
## MOTORSPORTS

Cool Tools, Parts & Services To Restore Or  
Modify Your Mopar, Camaro, or Mustang!



# Mopar Chassis Stiffening

Chassis Stiffening  
Fast Is No Accident!



Wanna Be Fast? Get It Stiff!

## Level 1

### Get your Stiff started!

Frame Connectors and torque boxes add stiffening where the factory engineers knew you need it. Less twist and Unibody flex.

Level 1 kit includes:

- CNC Frame Connectors
- Front & Rear Torque Boxes

from  
**\$439**

Save Over Components  
Purchased Separately!

### Stiffening Components Available Separately

CNC Frame Connectors.....	\$208
Front & Rear Torque Boxes.....	\$241
Core Support Brace .....	\$164
Inner Fender Braces .....	\$174
Spring Relocation Kit.....	\$219
Mini Tub Kit .....	\$252

## Level 2

### Performance you can feel on the road.

Modifications to stock suspension start to move forces to new areas of your car. The Level 2 kit stiffens your whole car. Less body twist equals more power to the ground. It's an age old equation that works on your Muscle Car!

Level 2 Kit includes:

- CNC Frame Connectors
- Front & Rear Torque Boxes
- Core Support Brace
- Inner Fender Braces

from  
**\$714**

Save Over Components  
Purchased Separately!

## Level 3

### Kick Asphalt! Max stiff & max tire. Max power to accelerate & stop.

Max your chassis and max your tire combination. For straight line performance, autocross or canyon carving, The Level 3 kit goes to the Max. Get all the go and whoa to move the car - not twist it. When you want max power and max traction, get max stiff! Add Level 3 and go kick some Asphalt.

Level 3 Kit includes:

- CNC Frame Connectors
- Front & Rear Torque Boxes
- Core Support Brace
- Inner Fender Braces
- Rear Spring Relocation Kit
- Mini Tub Kit

from  
**\$1152**

Save Over Components  
Purchased Separately!

# Mopar Chassis Stiffening



## Kick Asphalt with a Max Stiff & Max Tire combination

### Level 3 Hot Rod Chassis Stiffening Kit

The complete weld-in unibody stiffening package for your hot rod, Resto Mod or sleeper plus maximum rear tire width. This is a complete chassis stiffening package that will add an incredible amount of rigidity and structure to your Unibody and provide for maximum rear tire clearance while retaining a back seat and stock interior. Provides maximum stiff and maximum tire. The most rigidity possible short of adding a full roll cage to your car.

Level 3 Chassis Stiffening Kit Includes:

- CNC Machine-Cut Frame Connectors
- Complete Set of Front & Rear Torque Boxes
- Lower Core Support Frame Brace
- Set of Inner Fender Braces
- Rear Spring relocation kit
- Mini-tub kit

from  
**\$1152**

Part Number	Item
USCT1M1031	70-74 Cuda Level 3
USCT1M1030	70-74 Challenger Level 3
USCT1M1023	66-70 B-Bodies Level 3
USCT1M1024	67-75 A Body Level 3
USCT1M1025	70-75 Duster A Body Level 3
USCT1M1027	63-65 B-Bodies Level 3
USCT1M1028	63 & 64 B Body Level 3
USCT1M1029	71&72 Demon Level 3
USCT1M1033	66-70 B-Bodies Level 3



Buy The Kit &  
**SAVE!**  
Over The Cost Of The  
Components

USCT1M1030 70-74 Challenger Level 3 Stiffening Kit



## Performance you can feel! Where the stock rear tire clearance is just right

### Level 2 Hot Rod Chassis Stiffening Kit

A weld-in unibody stiffening package for your hot rod, Resto Mod or sleeper retaining the stock wheel well and width. This is a complete stiffening package that adds an incredible amount of rigidity to your Unibody, provides maximum stiff and the most rigidity possible short of adding a full roll cage to your car.

Level 2 Chassis Stiffening Kit Includes:

- CNC Machine-Cut Frame Connectors
- Complete Set of Front & Rear Torque Boxes
- Lower Core Support Frame Brace
- Set of Inner Fender Braces

from  
**\$714**

Part Number	Item
USCT1M1001	70-74 Cuda Level 2
USCT1M1002	70-74 Challenger Level 2
USCT1M1003	66-70 B Body Level 2
USCT1M1004	67-75 A Body Level 2
USCT1M1005	70-75 Duster A Body Level 2
USCT1M1007	62-65 B Body Level 2
USCT1M1008	63 & 64 B Body Level 2
USCT1M1009	71&72 Demon Level 2
USCT1M1010	63-66 A-Body Plymouth Level 2
USCT1M1011	63-66 A-Body Dodge Level 2

## Get your Stiff Started! Level 1 Hot Rod Chassis Stiffening Kits


Add the package of weld-in frame connectors and torque boxes to your Unibody. Get started on the road to stiff! This is a package that will add rigidity and structure to your hot rod, adding frame connectors where the Unibody needs the strength and re-imagining how the OEM torque boxes can be even stronger.

Level 1 Chassis Stiffening Kit Includes:

- CNC Machine-Cut Frame Connectors
- Complete Set of Front & Rear Torque Boxes

from  
**\$439**

Part Number	Item
USCT1M1012	70-74 E-Body Dodge Level 1
USCT1M1013	66-70 B-Bodies Level 1
USCT1M1014	70-74 E-Body Plymouth Level 1
USCT1M1015	67-75 Dart/Valiant A-Body Level 1
USCT1M1016	70-75 Duster A-Body Level 1
USCT1M1017	70-71 Demon A-Body Level 1
USCT1M1018	62-65 Dodge/Plymouth B-Body (except 63 and 64 Dodge) Level 1
USCT1M1019	63-64 Dodge Only B-Body Level 1
USCT1M1020	71-72 B-Bodies Level 1



A-Body Subframe Connectors

HOT ROD FRAME CONNECTORS

CNC Machine cut from 12ga steel (factory rails are made from 16 gauge material) and CNC bent for a precision fit, these frame rail connectors are designed to be welded onto your existing unibody floor pan. No cutting of the floorpan is required and once welded in, they create a fully boxed frame rail connector that is stronger than the original factory frame rails!

Part Number	Item
USCT1M1101	66-70 B-Body Frame Connectors
USCT1M1102	70-74 Challenger Frame Connectors
USCT1M1103	70-74 Cuda Frame Connectors
USCT1M1104	67-75 Dart/Valliant Frame Connectors
USCT1M1105	70-75 Duster Frame Connectors
USCT1M1106	63-66 A-Body Short Wheelbase Frame Connectors
USCT1M1107	62-65 B-Body Short Wheelbase Frame Connectors
USCT1M1111	63-64 Dodge Only Long Wheelbase Frame Connectors
USCT1M1112	71-72 B-Body Frame Connectors
USCT1M1117	63-66 A-Body Long Wheelbase Frame Connectors
USCT1M1118	71-72 Demon Frame Connectors
USCT1M1120	76-80 F-Body Volare Frame Connectors

from  
\$208



INNER FENDER BRACES


The Inner Fender Brace Kit adds incredible triangulated strength to the front end of your Mopar sub-frame front end. The kit includes CNC cut plate steel to box in the top of the OEM shocktower and tie it to the OEM fender panel. Designed to resist frame rail twisting and spread suspension loads across the OEM unibody. An absolute must when adding coil over suspension that moves the suspension loads away from the torsion bar crossmember and places them all onto the front sub-frame.

Part Number	Item
USCT1M1203	67-75 A-Body Inner Fender Braces
USCT1M1205	62-65 B-Body Inner Fender Braces
USCT1M1201	66-70 B-Body Inner Fender Braces
USCT1M1202	70-74 E-Body Inner Fender Braces
USCT1M1204	62-65 B-Body Inner Fender Braces
USCT1M1206	63-66 A-Body Inner Fender Braces



Inner Fender Braces

from  
\$174



Core Support

CORE SUPPORT STIFFENERS

CNC Machine cut Front Lower Core Support Brace. installs between the front frame rails, under the factory radiator. Can replace the factory sheetmetal support or install on top of the factory core support. Adds substantial rigidity to the extreme front frame rails and reduces suspension geometry shift.



Part Number	Item
USCT1M1304	62-65 B-Body Core Support Stiffener
USCT1M1301	66-70 B-Body Core Support Stiffener
USCT1M1303	67-75 A-Body Core Support Stiffener
USCT1M1302	70-74 E-Body Core Support Stiffener
USCT1M1305	63-66 A-Body Core Support Stiffener

from  
\$164

ADJUSTABLE WIDTH A-BODY RADIATOR CORE SUPPORT

The USCT Adjustable Width A-Body Radiator Core Support is made from 12ga steel (twice as thick as than the OEM) and adds much needed stiffening to the front frame rails and inner fenders while maintaining that stock OEM look. Adjustable to fit any radiator, from 22" up to a mammoth 28" wide C-Body radiator or aftermarket Aluminum radiator.


Part Number	Item	Price
USCT1M1306	67-75 Adjustable Width A-Body Radiator Core Support	\$ 439.00

HOT ROD TORQUE BOXES

These torque boxes add strength to your Mopar unibody in several critical areas. The factory added torque boxes on high-HP, high-torque cars and convertibles. Hemi cars, six-pak cars etc. Our interpretation of the boxes improves on the OEM design. We use stronger than OEM 1/8" thick steel and have them CNC Machine cut and CNC bent. Set of four.

Part Number	Item
USCT1M1506	62-65 B-Body Torque Boxes
USCT1M1507	63-66 A-Body Torque Boxes
USCT1M1501	66-70 B-Body Torque Boxes
USCT1M1503	67-75 A-Body Torque Boxes
USCT1M1502	70-74 E-Body Torque Boxes
USCT1M1504	71-72 B-Body Torque Boxes

from  
\$241



Hot Rod Torque Boxes

DRIVESHAFT LOOP

100% bolt in with NO HOLES OR WELDING!!! The USCT Bolt-In Driveshaft Loop uses existing factory OEM chassis mounting to securely fasten to the unibody structure of your car. Adjustable to fit all engine/transmission/exhaust combination's. Meets regulations for NHRA and IHRA sanctioning bodies.

Part Number	Item
USCT2M2001	64-72 B-Body Driveshaft Loop
USCT2M2002	67-75 A-Body Driveshaft Loop
USCT2M2001	70-74 E-Body Driveshaft Loop

from  
\$174



New &  
Improved!

- New 2 piece loop design installs w/o removing driveshaft!



MUSTANG WELD-IN HOT ROD FRAME CONNECTORS

If you have ever wanted to take your Mustang to the next level of chassis updates, you know you need frame rail connectors. The US Car Tool frame rail connectors are custom CNC cut to be a precision fit to the floorpan of your Mustang.

These frame rail connectors are precision CNC cut and CNC bent to form a unique frame member that follows the contour of your existing floor. When they are welded to the floorpan of your Mustang Unibody, you create a complete boxed in frame rail section that is stronger than the original frame rails on your car. Our frame connectors are made from 12 gauge steel ( about 1/8” thick) and will create the strongest chassis you can have for your Mustang (without going to a full tube style chassis).

These frame rail connectors install from underneath your car – no need to cut a slice out of your floor! For years, racers have been cutting a 2” wide slice out of the floor and installing a section of 2x4 box tubing that is then welded to the floor as a frame rail connector. When done this way, the connectors are very strong, since the entire floor is connected to the frame. The new US Car Tool frame rail connectors give you the same “welded to the floor” boxed strength, but they do not intrude into the passenger compartment. This means you will have no problems installing carpet or your seats!

Part Number	Item
USCT1F1108	79-04 Mustang Hardtop Frame Connectors
USCT1F1114	65-66 Mustang Hardtop Frame Connectors
USCT1F1115	79-04 Mustang Convertible Frame Connectors
USCT1F1116	65-66 Mustang Convertible Frame Connectors
USCT1M1131	69-70 Mustang Coupe & Fastback
USCT1M1133	61-73 Mustang Coupe & Fastback

from  
\$141

Coming Soon!  
Coming Soon!

NOW AVAILABLE FOR FORD MUSTANG!  
LEVEL 2 HOT ROD CHASSIS STIFFENING KITS

Part Number	Item
USCT1M1006	65-68 Mustang Coupe & Fastback Level 2
USCT1M1030	65-70 Mustang Convertible Level 2
USCT1M1031	69-70 Mustang Coupe & Fastback Level 2
USCT1M1033	61-73 Mustang Coupe & Fastback Level 2

from  
\$331

Coming Soon  
Coming Soon



HOT ROD TORQUE BOXES

These torque boxes are designed to add strength to your Mustang unibody in several critical areas. The factory added OEM torque boxes on the high-HP, high torque cars and convertibles. Our interpretation of the OEM pieces improves on that proven design. We made them stronger by using 1/8” thick steel and having them CNC Machine cut and CNC bent. Set of four.

Part Number	Item
USCT1F1505	65-66 Mustang Hot Rod Torque Boxes

from  
\$241

Mustang Hot Rod Chassis Stiffening Kit



HOT ROD ROLL CAGE  
AND CHASSIS FABRICATION

Need roll cage or chassis fabrication done on your full-tilt race car or serious street brawler? Yeah, we have you covered. Mopar, Ford, or GM product– we can handle it and hook you up. MIG/TIG welded, seriously strong, and guaranteed to get you through tech with no sweat. Give the shop a call for details and a real-world price estimate—919-855-8200.



Ford Mustang  
HOT ROD BOLT-IN ROLL BAR

Part Number	Item	Price
USCT1F1000	1965-66 Ford Mustang Convertible bolt-in four point roll bar	\$549.00



Mopar



BODY MOVING WHEELS

This is a set of four (4) body wheels that bolt to your unibody so you can roll the body shell around in your shop or take it onto your trailer to go to the paint shop etc. Each set includes two front 8" ball bearing swivel caster body wheels and two 8" fixed rear caster body wheels. The rear brackets bolt onto the leaf spring mounting locations. The front brackets are specially designed, laser cut, formed and welded to allow bolting onto either front bumper mounting location or the K-frame bolting locations. Brackets are powdercoated in wrinkle black for years of great looks, even in the roughest garage environment. We use them in our shop all the time!



Chevrolet

Ford Mustang

Part Number	Item
USCT4M1001	A/B/E-Body Body Wheel Moving Set
USCT4M1002	A/B/E-Body Body Wheel Moving Front Set
USCT4M1003	C-Body Body Wheel Moving Front Set
USCT4M1004	A/B/C/E-Body Body Wheel Moving Rear Set
USCT4G2002	67-69 Camaro Body Wheel Set
USCT4F3003	1965-1970 Mustang Car Moving Body Wheel Set

from  
\$219



MOPAR ENGINE DOLLY WITH SWIVEL CASTERS

If you have an empty block, longblock or a complete motor, the USCT Motorsports Engine Dolly is the best tool to store and roll it around your shop or garage. Based on the original design by AR Engineering (design used with permission) and made of 304 grade stainless steel, the USCT Motorsports Engine Dolly will withstand years of use, will never rust and is not affected by gasoline, oil, water or fluids.


Bolts easily onto the engine mounting ears in the front and the bellhousing location in the rear - all hardware is included to mount the Engine Dolly to your Mopar Big Block; fits 361, 383, 400, 413, 426(wedge) and 440 motors with standard OEM tab type engine mounts on the block. (some specialty motors, such as 67-69 A Body big blocks require an adapter - contact us for details). Has plenty of room for deep oil pans with over 9" clearance below the block oil pan rail. Have a roadrace oil pan with kickouts? Plenty of width for those wide pans or race oil pumps and pickups as well. Need to secure the engine while on the dolly in the back of your pickup truck? Convenient slots for cargo straps on each upright make secure tiedown easy.

For any Engine Dolly, it is all about the Casters. We source these casters from the same company that makes them for our K-frame stands and Rotisseries. These 4" caster wheels are rated to support over 500lbs each. We put four of them on the USCT Engine Dolly because we have a simple philosophy that is the foundation of our products; "Nothing overbuilt ever broke".

We start by CNC laser cutting 304 Stainless steel sheet, then fold these on our CNC Press Brake, add four(4) high strength ball bearing swivel casters and all the hardware to mount these to your block or engine. Everything you need to easily store and move your Mopar Big Block is in the box - except a motor and a few wrenches to tighten the bolts.

Part Number	Item
USCT7M1002	Mopar Big Block B RB Engine Dolly with swivel casters
USCT7M1003	Mopar Big Block B RB Engine Dolly with swivel casters - Stainless
USCT7M1004	Mopar Big Block B RB Engine Dolly with swivel casters - powdercoated
USCT7M1005	Mopar 426 Hemi Engine Dolly with swivel casters
USCT7M1006	Mopar LA Small Block Engine Dolly with swivel casters
USCT7M1007	Mopar LA Small Block Engine Dolly with swivel casters - Stainless
USCT7M1008	Mopar LA Small Block Engine Dolly with swivel casters - Powdercoated

from  
\$159



# The Body-In White

## What Is It?

The Body-in-white program is a program to have your classic auto body shell restored back to an all-metal state. All old paint is stripped to bare metal, dents, rust and incorrect collision work repaired to a metal finish (No BONDO). Inside rust inhibitive coatings are replaced and exterior panels are in primer, ready for final prep and paint.

## Why do I want it?

All work done in metal, No hidden rust, no shoddy hidden work, NO BONDO! No surprises in the costs of having your classic done right, you know what the costs are at the start of the project. Complete picture and written documentation of every step in the process.

## What Is Included?

**The Body-in-White Deluxe** includes all metal body panels on your classic. **The Body-in-White Standard** includes only parts welded to the Body Shell, except roofs, frame rails. Body Shell Stripped to bare metal (Media Blast and / or Chemical Dip), Disassemble panels at factory spot weld locations, Repair or Replace damaged panels (parts cost included!)

### Standard Body-in-White Includes:

- Core Support
- Inner Fenders
- Firewall
- Cowl
- A Pillars
- B Pillars
- Rockers
- Floor Pans – Front, Rear and Kick-up
- Dutchman Panel
- Package Tray
- Quarter Panels
- Inner and Outer Wheelhouses
- Trunk Gutters
- Trunk Floor Pan
- Trunk Floor Extensions
- Tail Panel

MOPARS START AT

\$17,500\*

\*Convertibles, wing-cars, roof and frame damage, call



Told you we don't scare easy!

### Deluxe Body-in-White Includes:

Everything included in the Standard plus;

- Front Frame Rails
- Fenders
- Hood
- Roof
- Roof Gutters
- Doors
- Deck Lid
- Rear Frame Rails

#### What Is NOT Included?

Specialty cars such as Aero, Wing cars, limited production, Exotics, Shelby etc. Disassembly of your Body (Available for \$2,000 plus storage fees). Paint (other than Primer, which IS included!). Restoration of any parts removed (Available, standard time and material). Reassembly (Available for \$5,000 plus parts).

In **BOTH Standard and Deluxe Body-In-White programs** we fabricate unavailable panels to factory OEM appearance (You will not be able to tell). Rust inhibitive coating is applied inside panels and structures and standard factory undercoating applied inside quarter panels. The entire body shell is primed, ready for final prep and paint.

BEFORE

'66 Dart

AFTER

BEFORE

'66 Hemi Belvedere

AFTER

BEFORE

'68 Road Runner

AFTER

BEFORE

'68 Super Bee

AFTER

BEFORE

'70 Challenger

AFTER

BEFORE

'70 Challenger RT/SE

AFTER

BEFORE

'71 Cuda

AFTER

BEFORE


'73 Cuda

AFTER

# Ford Mustang



Transforming rusty, crusty, bent and beat unibodies into a like-new body in white. We don't scare easy!



MUSTANGS START AT

\$9,500



Mopar Bodystyle/Year	Standard	Deluxe
E-Body Hardtop from 1970 through 1974. Cuda's, Dodge Challengers etc.	\$17,500	\$25,000
B-Body Hardtop from 1966 through 1972	\$17,500	\$25,000
A-Body Hardtop from 1967 through 1975	\$17,500	\$25,000
A-Body Hardtop 1966 and earlier	\$19,500	\$27,000
B-Body Hardtop 1965 and earlier	\$19,500	\$27,000
E-Body Convertible from 1970 through 1974. Cuda's, Dodge Challengers etc.	\$21,500	\$27,500
B-Body Convertible from 1966 through 1972	\$21,500	\$27,500
A-Body Convertible from 1967 through 1975	\$21,500	\$27,500

Ford Mustang Bodystyle/Year	Standard	Deluxe
Mustang Coupe 1964 through 1970	\$9,500	\$12,500
Mustang Fastback 1964 through 1970	\$9,750	\$13,750
Mustang Convertible 1964 through 1970	\$11,500	\$13,500



DELUXE AUTO  
BODY ROTISSERIE

This is our Deluxe Rotisserie with roller bearings, 8 Caster wheels and hydraulic jacks. Rated to support up to 2,000 lbs, fully adjustable in height, width, and length. You can load just about any automobile body, or pickup cab onto the rotisserie and rotate it to work on the underside without having to crawl on your back!

We are a professional restoration and fabrication shop and use these rotisseries every day, so we know what works! The rotator heads are precision built with tapered roller bearings and a machined axle assembly for smooth operation.

This makes the US Car Tool Auto Body Rotisserie spin easily! The tapered roller bearings in each rotator head assembly eliminate any play or movement in the rotating assembly and provide precise rotation about the axis. No other rotisserie comes close.

Our Auto Body Rotisserie is designed to be completely modular and portable. No single piece is longer than 48" or weighs more than 35 lbs. The entire rotisserie disassembles into small pieces and can even be stored under a car when not in use.

Each deluxe rotisserie is powder coated for long lasting protection and durability for use in the toughest shop environment.

Order the Deluxe Rotisserie or our convenient U-Weld-It Kit for an economy version where you buy the steel tubing locally and then build it in your own shop.

Part Number	Item	Price
USCTR1201D	Deluxe Auto Body Rotisserie*	\$2,199.00
USCTRU1201	U-Weld-It Rotisserie Kit	\$399.00

\* Every Deluxe Auto Body Rotisserie has a lifetime warranty on materials and workmanship, the jacks and caster wheels carry manufacturer's warranties of 1 year each.

COMPLETE SPINDLE TO SPINDLE  
K-FRAME REBUILD SERVICE

- Complete Disassemble & strip to bare metal
- Inspect and repair (weld K-frame etc.)
- Powdercoat and/or detail to factory OEM appearance
- All new bushings, ball joints, tie rod ends, bump stops
  - your choice of OEM rubber or Poly
- Assemble, ready for installation and final torque

Options:

- Tubular Upper Control Arms \$400
- Sway Bar - add \$125
- Torsion Bars - add \$75
- Brake rebuild service - price based on application
- New LCA Pivots \$65
- New torsion bar adjusters \$75
- New Brake Strut Rods Steel \$120 (powdercoated)
- New Brake Strut Rods Aluminum \$ \$150 (natural)

Part Number	Item	Price
USCTSM1001	K-Frame Rebuild Service	\$1,999.00



K-FRAME STAND

Fits all A/B/E-Body Mopars that use a K-frame front suspension. Adjustable for all engines and transmissions, from Slant 6 through Hemi's! Allows removal or installation of the entire front drivetrain assembly from underneath the car just like the OEM factory did. No more paint scratches or accidents from swinging motors held on the end of a chain. Combine this with our Uni-Lift to remove or install the front suspension/engine assembly without the need for a lift. Includes 4"caster wheels for easy rolling.

Part Number	Item	Price
USCT7M1001	K-Frame Stand	\$399.00

K-FRAME ADAPTERS


These are adapters for the USCT Motorsports K-frame stand. They permit using the K-frame stand with a non factory OEM tubular style K-frame such as the RMS Alterktion or the Magnumforce K-frames. You will receive two (2) adapters and they mount on the top of the K-frame stand uprights, this permits any square or round tube member of the aftermarket K-frame to be supported by the USCT Motorsports K-frame stand.

Part Number	Item	Price
USCT7M5012	K-Frame Adapters	\$35.00



USCT7M1001 K-Frame Stand

USCT7M5012  
K-Frame  
Adapters




UNI-LIFT UNIBODY FRONT END LIFTING TOOL

The Uni-Lift allows the front end of your Mopar A/B/E-Body to be lifted over 5' in the air for easy installation or removal of the front suspension. The Uni-lift bolts to the front bumper mounts on the front frame rails and is CNC machine cut with the bolt patterns for Mopar A, B & E-Bodies. Other patterns can be accommodated with a simple modification. The Uni-lift comes powdercoated and is fully adjustable to fit any car body. Requires an engine hoist (not included) to safely lift the front of your car body with the rear tires on the ground. Combine this tool with our US Car Tool K-Frame stand for a great restoration engine installation experience!

Part Number	Item	Price
USCTRM1001	Uni-Lift Unibody Front End Lifting Tool	\$174.00

*"Using USCT Motorsport's Uni-Lift and K-Frame Stand, I was able to install the engine, transmission, K-member and front suspension in my '71 in a few hours one afternoon. And that was working by myself! Imagine if you get a couple buddies to help out! Really cool and innovative tools that ease working on your Mopar!"*

Bruce from North Carolina.



MINI-TUB KIT

Ever wanted to gain more room for bigger tires in your vintage A/B-Body Mopar but thought that moving the wheel tubs was too much work? US Car Tool has created a kit to save you time and money for just that! This kit allows you to Mini-Tub your A/B/C-Body Mopar in a weekend with our pre-fabricated wheel tub filler.

- Includes:
- Set Of Pre-Fabricated Wheel Tub Fillers
  - Set Of Trunk Hinge Braces Extensions
  - Complete Set of Cut Templates
  - Complete Set Of Instructions

Part Number	Item
USCTAM2009	67-75 A-Body Mini-Tub Kit
USCTAM2010	66-70 B-Body Mini-Tub Kit
USCTAM2017	63-65 B-Body Mini-Tub Kit
USCTAM2023	70-74 E-Body Mini-Tub Kit
USCTAM2025	71-72 B Body Mini Tub Kit
USCTAM2026	78-79 B Body Mini Tub Kit (Dodge Magnum)

from  
**\$252**

MINI-TUB & SPRING RELOCATION KIT

Complete kits featuring the above Mini-Tub and Spring Relocation hardware to mini-tub your A or B-Body Mopar and relocate the rear leaf springs.

Part Number	Item
USCTAM2013	A-Body Mini-Tub & Spring Relocation Kit Combo
USCTAM2014	B-Body Dodge Mini-Tub & Spring Relocation Kit Combo
USCTAM2015	B-Body Plymouth Mini-Tub & Spring Relocation Kit Combo
USCTAM2018	63-65 B-Body Dodge Mini-Tub & Spring Relocation Combo
USCTAM2019	63-65 B-Body Plymouth Mini-Tub & Spring Relocation Combo
USCTAM2024	70-74 E-Body Mini-Tub & Spring Relocation Combo Kit

from  
**\$439**



SPRING RELOCATION KIT

US Car Tool has now created a kit to help Mopar car owners get even better performance by providing up to 8" more room for rear tires. Anyone who has ever looked underneath the rear end of a Mopar notices the leaf springs are in the way of really wide tires/wheels. Racers and chassis fabrication shops have been moving these in for years, and believe me, it is not as easy as it sounds. Why do you think all the race cars ads ay "Hooks hard and goes straight", unless going straight was not the norm? The US Car Tool leaf spring relocating kit is self aligning off the factory leaf spring mounting holes and includes instruction on how to cut the factory frame rails, locate and weld in the new front and rear mounts and measure to be sure you are straight and square. This kit will help an advanced hot rodder gain up to 8" of tire tread space in the back of their Mopar!

Part Number	Item
USCTAM2003	63-75 A-Body (Dart, Valiant, Duster, Demon) Spring Relocation Kit
USCTAM2004	70-74 E-Body Leaf Spring Relocation Kit
USCTAM2005	66-70 B-Body Dodge Spring Relocation Kit
USCTAM2006	66-70 B-Body Plymouth Spring Relocation Kit
USCTAM2011	62-65 B-Body Dodge Spring Relocation Kit
USCTAM2012	62-65 B-Body Plymouth Spring Relocation Kit

from  
**\$219**



USCTAM2024 70-74 E-Body Mini-Tub & Spring Relocation Combo Kit

How To Mini-Tub Your Mopar Using Our Kit!



1 Disassemble the car, removing the back seat, decklid, fuel filler tube, etc.



2 Using a spot weld cutting bit, drill out the spot welds holding the wheelhouse in the car.



3 Drill out the spot welds holding the package tray bracket to the inner wheelhouse.



4 Drill out the spot welds holding the trunk hinge bracket to the inner wheelhouse.



5 Tape the cutting line templates (included in the kit) in place and use spray paint to mark your cutting lines.



6 Following your painted cutting lines, use a Sawzall or other cutting tool to cut out your inner wheelhouse.



7 Use a Sawzall or other cutting tool to cut out your inner wheelhouse.



8 Once the inner wheelhouse is removed, weld the wheel tub filler in place.



9 Here's what your widened wheel tubs should look like after you're finished welding.



10 Weld your widened wheel tubs in place!



11 Be sure to weld the package tray brackets to your new widened wheel tubs and use the trunk hinge bracket in the kit to weld your trunk hinge brackets into place.



12 Use some seam sealer to fill any gaps just like the factory did. Now you're ready for some nice wide meats!

Still Have Questions?

Give John a call at 919-855-8200.

Call 919-855-8200

Call: 9am to 6pm, EST

Summer 2019 Price List

SKU #	Item	Price
Level 3 Chassis Stiffening Kit		
USCT1M1023	Level 3 Chassis Stiffening Kit 66-70 B-Bodies US Car Tool Mopar Dodge	\$1152.00
USCT1M1024	Level 3 Chassis Stiffening Kit 67-75 A-Bodies (Dart&Valiant)	\$1152.00
USCT1M1025	Level 3 Chassis Stiffening Kit 70-75 A-Bodies Duster&Dart Sport	\$1152.00
USCT1M1027	Level 3 Chassis Stiffening Kit 63-65 B-Bodies (Dodge&Plymouth)	\$1152.00
USCT1M1028	Level 3 Chassis Stiffening Kit 63&64 B-Bodies (Dodge Only)	\$1152.00
USCT1M1029	Level 3 Chassis Stiffening Kit 70-71 Demon	\$1152.00
USCT1M1030	Level 3 Chassis Stiffening Kit 70-74 E-Body US Car Tool Mopar Dodge Challenger	\$1208.00
USCT1M1031	Level 3 Chassis Stiffening Kit 70-74 E-Body US Car Tool Mopar Plymouth Cuda Barracuda	\$1208.00
USCT1M1033	Level 3 Chassis Stiffening Kit 66-70 B-Bodies US Car Tool Mopar Plymouth	\$1152.00
USCT1M1035	Level 3 Chassis Stiffening Kit 63-66 A-Bodies Dodge	\$1152.00
USCT1M1037	Level 3 Chassis Stiffening Kit 63-66 A-Bodies Plymouth	\$1152.00
Level 2 Chassis Stiffening Kit		
USCT1M1001	Level 2 Chassis Stiffening Kit E Body 70-74 Plymouth Cuda	\$714.00
USCT1M1002	Level 2 Chassis Stiffening Kit 70-74 E Body Dodge Challenger	\$714.00
USCT1M1003	Level 2 Chassis Stiffening Kit 66-70 B Body Dodge Plymouth	\$714.00
USCT1M1004	Level 2 Chassis Stiffening 67-75 A Body Dodge Plymouth Dart/Scamp (except Dodge Demon)	\$714.00
USCT1M1005	Level 2 Chassis Stiffening Kit 70-75 Mopar A body Duster/Dart Sport	\$714.00
USCT1M1007	Level 2 Chassis Stiffening Kit 62-65 B-Body Dodge Plymouth (except 63&64 Dodge)	\$714.00
USCT1M1008	Level 2 Chassis Stiffening Kit 63&64 B-Body Dodge Only	\$714.00
USCT1M1009	Level 2 Chassis Stiffening Kit 71-72 A-Body Demon	\$714.00
USCT1M1010	Level 2 Chassis Stiffening Kit 63-66 A-Body Plymouth	\$714.00
USCT1M1011	Level 2 Chassis Stiffening Kit 63-66 A-Body Dodge	\$714.00
USCT1F1006	Level 2 Chassis Stiffening Kit 65-66 Mustang Coupe	\$331.00
Level 1 Chassis Stiffening Kit		
USCT1M1012	Level 1 Chassis Stiffening Kit 70-74 E Body Dodge Challenger	\$439.00
USCT1M1013	Level 1 Chassis Stiffening Kit 66-70 B-Bodies	\$439.00
USCT1M1014	Level 1 Chassis Stiffening Pack 70-74 Plymouth Cuda E Body	\$439.00
USCT1M1015	Level 1 Chassis Stiffening Kit 67-75 Dart/Valiant A-Body	\$439.00
USCT1M1016	Level 1 Chassis Stiffening Kit 70-75 Duster A-Body	\$439.00
USCT1M1017	Level 1 Chassis Stiffening Kit 70-71 Demon A-Body	\$439.00
USCT1M1018	Level 1 Chassis Stiffening Kit 62-65 Dodge Plymouth B-Body (except 63 and 64 Dodge)	\$439.00
USCT1M1019	Level 1 Chassis Stiffening Kit 63-64 Dodge Only B-Body	\$439.00
USCT1M1020	Level 1 Chassis Stiffening Kit 71-72 B-Bodies	\$439.00
Frame Connectors		
USCT1F1108	Ford Mustang 79-04 CNC Cut Floor Contoured Frame Rail Connector	\$141.00
USCT1F1114	65-66 Mustang CNC Cut Floor Contoured Frame Connectors	\$141.00
USCT1F1115	Ford Mustang Convertible 79-04 CNC Cut Floor Contoured Frame Rail Connector	\$141.00
USCT1F1116	1965-1966 Ford Mustang Convertible Frame Connectors	\$141.00
USCT1M1101	66-70 B-Body Frame Connectors	\$208.00
USCT1M1102	70-74 E Body Frame Connector for Dodge Challenger	\$208.00
USCT1M1103	70-74 E Body Frame Connector for Plymouth Cuda	\$208.00
USCT1M1104	67-75 Mopar A Body Frame Connectors	\$208.00
USCT1M1105	70-75 Mopar A Body Duster Frame Connectors	\$208.00
USCT1M1106	63-66 Mopar Plymouth A Body Frame Connectors	\$208.00
USCT1M1107	62-65 B-Body Frame Connectors	\$208.00
USCT1M1111	63 & 64 Dodge B-Body Frame Connectors	\$208.00
USCT1M1112	71-72 B Body Frame Connector for Dodge and Plymouth	\$208.00
USCT1M1117	63-66 Mopar Dodge A-Body Frame Connectors	\$208.00
USCT1M1118	71-72 A-Body Demon Frame Connectors	\$208.00
USCT1M1120	76-80 F-Body Volare Frame Connectors	\$208.00
USCT1M1122	Weld in Frame Connector for 1978-1979 Dodge Magnum	\$251.00
USCT1M1123	Weld-in Frame Connector 73-75 Dodge and Plymouth w/o Catalytic converter	\$251.00
USCT1G1124	62 - 67 Chevy Nova Weld in Frame Connectors	\$208.00
USCT1M2101	66-70 B-Body Bolt-on Frame Connectors	\$199.00

Prices subject to change without notice. ©2018 USCT Motorsports. All rights reserved.

Summer 2019 Price List



SKU #	Item	Price
Torque Boxes		
USCT1F1505	65-66 Mustang Hot Rod Torque Boxes	\$241.00
USCT1M1501	Torque Boxes Set of four (4) for 1966 - 1970 Mopar B Bodies	\$241.00
USCT1M1502	Torque Boxes Set of four (4) for 1970 - 1974 Mopar E Bodies	\$241.00
USCT1M1503	Torque Boxes Set of four (4) for 1967 - 1975 Mopar A Bodies	\$241.00
USCT1M1504	Torque Boxes Set of four (4) for 1971 - 1972 Mopar B Bodies	\$241.00
USCT1M1506	Mopar 1962-1965 B-Body Torque Boxes	\$241.00
USCT1M1507	1963-1966 Dodge Plymouth A Body Mopar Torque Box Set	\$241.00
USCT1M1508	Torque Boxes Set of four (4) for 1976 - 1980 Mopar F Body Volare	\$241.00
USCT1M1510	Torque Boxes Front Pair (2) only for 1966 - 1970 Mopar B Bodies	\$131.00
USCT1M1510	Torque Boxes Set of two (2) FRONT for 1966 - 1970 Mopar B Bodies	\$131.00
USCT1M1511	Torque Boxes Set of two (2) REAR for 1966 - 1970 Mopar B Bodies	\$131.00
USCT1M1514	Torque Boxes Front set of two (2) for 1967 - 1975 Mopar A Bodies	\$131.00
USCT1M1515	Torque Boxes Set of two(2) rear for 1967 - 1975 Mopar A Bodies	\$131.00
USCT1M1516	Torque Boxes Front Pair (2) only for 1970 - 1974 Mopar E Bodies	\$131.00
USCT1M1517	Torque Boxes Rear Pair (2) only for 1970 - 1974 Mopar E Bodies	\$131.00
USCT1M1518	Mopar 1962-1965 FRONT ONLY B-Body Torque Boxes	\$131.00
USCT1M1519	Mopar 1962-1965 REAR ONLY B-Body Torque Boxes	\$131.00
Inner Fender Braces		
USCT1M1201	B Body 66-70 Inner Fender Brace Kit	\$174.00
USCT1M1202	E Body 70-74 Inner Fender Brace Kit	\$174.00
USCT1M1203	A Body 67-75 Inner Fender Brace Kit	\$174.00
USCT1M1205	Mopar 1962-1965 B-Body Inner Fender Braces	\$174.00
USCT1M1206	63-66 Mopar A-Body Inner Fender Braces	\$174.00
Core Supports		
USCT1M1301	66-70 B-Body Core Support Stiffener	\$164.00
USCT1M1302	70-74 E-Body Core Support Stiffener	\$164.00
USCT1M1303	67-75 A-Body Core Support Stiffener	\$164.00
USCT1M1304	Mopar 1962-1965 B-Body Core Support Stiffener	\$164.00
USCT1M1305	63-66 Mopar A-Body Core Support Stiffener	\$164.00
USCT1M1306	67-75 A-Body Radiator Core Support Replacement with Adjustable Width	\$439.00
Tire Clearance Combination Kit		
USCTAM2013	67-75 A-body Mini tub and Rear Spring Relocation Combo	\$439.00
USCTAM2014	66-70 B-body Dodge Mini tub and Rear Spring Relocation Combo	\$439.00
USCTAM2015	66-70 B-body Plymouth Mini tub and Rear Spring Relocation Combo	\$439.00
USCTAM2018	62-65 Dodge Mini tub and Spring relo combo	\$439.00
USCTAM2019	62-65 Plymouth B-Body Mini tub and Spring relo combo	\$439.00
Leaf Spring Relocation		
USCTAM2003	Mopar A-Body 63-75 Spring Hanger Re-Location Kit	\$219.00
USCTAM2004	70-74 E-Body Leaf Spring Re-Location Kit	\$274.00
USCTAM2005	66-70 B-Body Dodge Spring Re-Location Kit	\$219.00
USCTAM2006	66-70 B-Body Plymouth Spring Re-Location Kit	\$219.00
USCTAM2011	Mopar B-Body 1962-1965 Dodge Spring Relocation Kit	\$219.00
USCTAM2012	Mopar B-Body 1962-1965 Plymouth Spring Relocation Kit	\$219.00
USCTAM2026	71-72 B-Body Spring Relocation	\$219.00
USCTAM2030	Mopar A-Body 63-75 Spring Hanger Relocation Kit REAR SHACKLES ONLY	\$83.00
USCTAM2031	Mopar B-Body 66-70 Spring Hanger Relocation Kit REAR SHACKLES ONLY	\$83.00
USCTAM2024	70-74 MOPAR E-Body Mini-Tub and Spring Relocation Combo Kit	\$504.00
USCTAM2036	Mopar A-Body 63-75 Front Spring Relocation BUCKETS ONLY	\$149.00
USCTAM2037	66-70 B-Body Dodge Front Spring Relocation BUCKETS ONLY	\$149.00
USCTAM2038	66-70 B-Body Plymouth Front Spring Relocation BUCKETS ONLY	\$149.00
USCTAM2039	70-74 E-Body Front Spring Relocation BUCKETS ONLY	\$149.00

Prices subject to change without notice. ©2018 USCT Motorsports. All rights reserved.

Summer 2019 Price List

SKU #	Item	Price
Mini Tub Kit		
USCTAM2009	Mopar 67-75 A-Body Mini-Tub Kit	\$252.00
USCTAM2010	66-70 Mopar B-Body Dodge/Plymouth Mini-Tub Kit	\$252.00
USCTAM2017	1963-1965 Mopar B-Body Mini-Tub Kit	\$252.00
USCTAM2023	70-74 MOPAR E-Body Mini-Tub Kit	\$274.00
USCTAM2028	71-73 MOPAR B-Body Mini-Tub Kit	\$274.00
USCTAM2035	Mopar 63-66 Early A-Body Mini-Tub Kit	\$252.00
Drive Shaft Loops		
USCT2M2001	Bolt In Driveshaft Loop 64 -72 Mopar B Body 70-74 Mopar E Body	\$174.00
USCT2M2002	Bolt In Driveshaft Loop 63 -75 Mopar A Body	\$174.00
Body Wheels		
USCT4F3003	1965-1971 Mustang Car Moving Body Wheel Set	\$439.00
USCT4M1001	Mopar A/B/E Body Car Moving Body Wheel Set	\$439.00
USCT4M1002	Mopar A/B/E Body Front Pair Car Moving Body Wheels	\$274.00
USCT4M1003	Mopar C Body Front Pair Car Moving Body Wheels	\$274.00
USCT4M1004	Mopar A/B/C/E Body Rear Pair Car Moving Body Wheels	\$219.00
USCT4M1005	Dodge LX Body Car Moving Body Wheel Front Pair	\$219.00
Tools		
USCT7M1001	Mopar K-Frame Stand Drivetrain Restoration Tool	\$439.00
USCT7M5012	Tubular K-Frame adapters (2 ea)	\$35.00
USCTRM1001	US Car Tool Uni-Lift Unibody Front End lifting tool	\$174.00
USCTRM1002	62-65 B Body - US Car Tool Uni-Lift Unibody Front End lifting tool	\$174.00
USCTRU1201	US Car Tool U-weld-it Rotisserie Kit	\$399.00
USCTR1201D	US Car Tool Deluxe Rotisserie	\$2,199.00
USCT7M1002	Mopar Big Block B RB Engine Dolly with swivel casters	\$159.00
Fasteners		
USCTFM3001	Fender Bolt Fastener Kit MOPAR Dodge Plymouth A/B Body	\$49.99
USCTFM3002	Mopar Dodge Plymouth Steering Gear Bolts	\$18.00
USCTFM3003	Mopar 67-75 A Body 66-70 B Body Door Hinge Bolt kit	\$49.99
USCTFM3004	Mopar 70-74 E Body Door Hinge Bolt kit	\$49.99
USCTFM3005	Mopar E-Body Early 1970 Hood Bolt kit	\$44.99
USCTFM3011	Mopar A Body 67-75 Total Kit Hood, Decklid, Fenders Doors	\$99.00
USCTFM3012	Mopar B Body 66-70 Total Kit Hood, Decklid, Fenders Doors	\$99.99
USCTFM3013	Mopar E Body Early 70 Total Kit Hood, Decklid, Fenders Doors	\$104.95
USCTFM3014	Mopar E Body Late 70, 71-74 Total Kit Hood, Decklid, Fenders Doors	\$104.95
USCTFM3015	1970 to 1974 Mopar E-Body Fender Bolt Kit	\$54.99
USCTFM3016	Brand New Mopar K-Frame Bolts	\$34.95
Roll Bars		
USCT1F1000	1965-66 Ford Mustang Convertible bolt in four point roll bar	\$549.00
Miscellaneous Stiffening		
USCT1J1119	84-01 Jeep Cherokee Upper&Lower Control Arm Stiffeners	\$49.00
USCT1F1204	65-70 Mustang Front Strut Rod Braces	\$69.99
Mopar Specialty		
USCT1M1602	71-74 Dodge/Plymouth B-Bodies Bucket Seat Bracket kit	\$39.95
USCT1M1603	A-12 Reproduction Lift off hood brackets	\$39.95
USCTEU5013	Fuel pump block off plate - small block	\$20.00
Transmission Swap kits		
USCTAM2016	67-75 A-Body GM2004R Cross-Member Kit	\$219.00
USCTAM2027	67-75 A-Body 518 Crossmember Kit	\$274.00
USCTAM2029	70 - 74 B or E-Body 518 Crossmember Kit	\$274.00
Rearend		
USCTAM2021	Mopar Spring Perches	\$29.99
Services		
USCTSM1001	US Car Tool Mopar Front End Rebuild	\$1,799.00

Prices subject to change without notice. ©2018 USCT Motorsports. All rights reserved.

Summer 2019 Price List



SKU #	Item	Price
Apparel		
USCTMU1003	71 Hemi Cuda Classic Vintage Retro Tee by artist Bruce Anliker Plymouth Mopar	\$24.99
Installation		
USCTSU5001	Level 1 kit install	\$450.00
USCTSU5002	Level 2 kit install	\$800.00
USCTSU5003	Level 3 kit install	\$4000.00
USCTSU5004	Frame Connectors Install	\$250.00
USCTSU5005	Torque Box Install	\$250.00
USCTSU5006	Core Support Brace Install	\$150.00
USCTSU5007	Inner fender braces Install	\$300.00
USCTSU5008	Spring Relocation Install	\$450.00
USCTSU5009	Mini-Tub Install	\$3500.00
USCTSU5010	Drive Shaft Loop Install	\$25.00
USCTSU5011	Core Support Replacement Install	\$800.00
Builder Series Tools		
USCTRU1201	US Car Tool U-weld-it Rotisserie Kit	\$399.00
USCT4U2033	8inch Caster Wheels, Set of 4, 2 fixed and 2 swivel	\$124.99
USCT4U2034	Caster Wheel Hardware pack	\$19.99
Garage Art		
USCTMU4002	Wall Art 1971 Mustang Fastback	\$24.95
USCTMU4011	Wall Art 1969 Camaro SS	\$24.95
USCTMU4004	Wall Art 1964 1/2 Mustang Convertible	\$24.95
USCTMU4009	Wall Art 1969 Mustang Fastback	\$24.95
USCTMU4006	Wall Art 1957 Chevy	\$24.95
USCTMU4007	Wall Art 1968 Pontiac Firebird Convertible	\$24.95
USCTMU4010	Wall Art 1970 Oldsmobile 442 W-30 Convertible	\$24.95
USCTMU4014	Wall Art 1969 Corvette	\$24.95
USCTMU4016	Wall Art 1969 Camaro Front End	\$24.95
USCTMU4017	Wall Art 1969 Shelby Cobra	\$24.95
USCTMU4008	Wall Art 1970 Dodge Dart	\$24.95
USCTMU4003	Wall Art 1970 Dodge Charger	\$24.95
USCTMU4015	Wall Art 1969 Dodge Daytona	\$24.95
USCTMU4018	Wall Art 1966/1967 Dodge Charger Fastback	\$24.95
USCTMU4001	Wall Art 1970 Dodge Challenger TA	\$24.95
USCTMU4005	Wall Art 1970 Plymouth Cuda AAR	\$24.95
USCTMU4020	Wall Art 1970 Plymouth AAR Cuda	\$24.95

Prices subject to change without notice. ©2018 USCT Motorsports. All rights reserved.

MOPAR FASTENER KITS

Part Number	Item	Price
USCTFM3001	Fender Bolt Fastener Kit	\$49.99
	Mopar Dodge Plymouth A/B Body	
USCTFM3002	Mopar Dodge Plymouth Steering Gear Bolts	\$18.00
USCTFM3003	Mopar 67-75 A Body 66-70 B Body	\$49.99
	Door Hinge Bolt kit	
USCTFM3004	Mopar 70-74 E Body	\$49.99
	Door Hinge Bolt kit	
USCTFM3011	Mopar A Body 67-75 Total Kit Hood, Decklid, Fenders, Doors	\$99.99
USCTFM3012	Mopar B Body 66-70 Total Kit Hood, Decklid, Fenders, Doors	\$99.99
USCTFM3013	Mopar E Body Early 70 Total Kit Hood, Decklid, Fenders Doors	\$104.95
USCTFM3014	Mopar E Body Late 70, 71-74	\$104.95
	Total Kit Hood, Decklid, Fenders, Doors	
USCTFM3015	1970 to 1974 Mopar E-Body Fender Bolt Kit	\$54.99
USCTFM3016	Brand New Mopar K-Frame Bolts	CALL

USCT MOPAR SPRING PERCHES

The USCT leaf spring perch is well designed for your specific needs. The correct width, length and height with precisely sized location holes to fit your leaf spring locating tab. Built as an exact factory replacement part, these will fit any differential housing with a standard 3.125 inch tube such as the Mopar 8.75 and Spicer Dana 60. **Please note:** many other replacement perches use an incorrectly oversized center registration hole and require welding in a bushing to fit vintage muscle applications. The USCT spring perches are precisely engineered to fit correctly. CNC cut and Precision CNC bent, the spring perches are manufactured in the US from thick 3/16” mild steel. Why do we make them out of thicker steel than the originals? Our philosophy is simple; nothing overbuilt ever broke.



Part Number	Item	Price
USCTAM2021	Mopar Spring Perches	\$29.99



**The Body In White Program**



**Muscle Cars**



**Modern Muscle**



**Hot Rod Trucks**



**Restorations**



**Told You We Don't Scare Easy!**

**USCT**  
MOTORSPORTS

*New name, same great products and services you've trusted for 16 years!*



**USCTMotorsports.com**  
**919-855-8200**

212 West Hanover Road, Graham, NC. 27253

©2019 USCarTool