

USCT

MOTORSPORTS

2024 Catalog
\$5.95




US Car Tool

Cool Tools, Parts & Services To Restore Or
Modify Your Mopar, Camaro, or Mustang!

Mopar Chassis Stiffening

Chassis Stiffening FAST Is No Accident!



Wanna Be FAST? Get It Stiff!

Level 1

Get your Stiff started!
Frame Connectors and torque boxes add stiffening where the factory engineers knew you need it. Less twist and Unibody flex.

Level 1 kit includes:

- CNC Frame Connectors
- Front & Rear Torque Boxes

from
\$641⁹⁵

Save Over Components
Purchased Separately!

Stiffening Components Available Separately

CNC Frame Connectors.....\$306.73
Front & Rear Torque Boxes...\$362.38
Core Support Brace\$251.07
Inner Fender Braces\$267.90
Spring Relocation Kit.....\$376.62
Mini-Tub Kit\$388.27

Level 2

Performance you can feel on the road.

Modifications to stock suspension start to move forces to new areas of your car. The Level 2 kit stiffens your whole car. Less body twist equals more power to the ground. It's an age old equation that works on your Muscle Car!

Level 2 Kit includes:

- CNC Frame Connectors
- Front & Rear Torque Boxes
- Core Support Brace
- Inner Fender Braces

from
\$1,116⁹⁴

Save Over Components
Purchased Separately!

Level 3

**Kick Asphalt!
Max stiff & max
tire. Max power to
accelerate & stop.**

Max your chassis and max your tire combination. For straight line performance, autocross or canyon carving, The Level 3 kit goes to the Max. Get all the go and whoa to move the car – not twist it. When you want max power and max traction, get max stiff! Add Level 3 and go kick some Asphalt.

Level 3 Kit includes:

- CNC Frame Connectors
- Front & Rear Torque Boxes
- Core Support Brace
- Inner Fender Braces
- Rear Spring Relocation Kit
- Mini-Tub Kit

from
\$1,814⁵⁴

Save Over Components
Purchased Separately!

Mopar Chassis Stiffening



Kick Asphalt with a Max Stiff & Max Tire Combination

Level 3 Hot Rod Chassis Stiffening Kit

The complete weld-in unibody stiffening package for your hot rod, Resto Mod or sleeper plus maximum rear tire width. This is a complete chassis stiffening package that will add an incredible amount of rigidity and structure to your Unibody and provide for maximum rear tire clearance while retaining a back seat and stock interior. Provides maximum stiff and maximum tire. The most rigidity possible short of adding a full roll cage to your car.

Level 3 Chassis Stiffening Kit Includes:

- CNC Machine-Cut Frame Connectors
- Complete Set of Front & Rear Torque Boxes
- Lower Core Support Frame Brace
- Set of Inner Fender Braces
- Rear Spring relocation kit
- Mini-tub kit

from
\$1,814⁵⁴

Part Number	Item
USCT1M1031	70-74 Cuda Level 3
USCT1M1030	70-74 Challenger Level 3
USCT1M1023	66-70 B-Bodies Level 3
USCT1M1024	67-75 A-Body Level 3
USCT1M1027	63-65 B-Bodies Level 3
USCT1M1028	63 & 64 B-Body Level 3
USCT1M1033	66-70 B-Bodies Level 3



USCT1M1030 70-74 Challenger Level 3 Stiffening Kit

Buy The Kit &
SAVE!
Over The Cost Of The
Components

Performance you can feel! Where the stock rear tire clearance is just right

Level 2 Hot Rod Chassis Stiffening Kit

A weld-in unibody stiffening package for your hot rod, Resto Mod or sleeper retaining the stock wheel well and width. This is a complete stiffening package that adds an incredible amount of rigidity to your Unibody, provides maximum stiff and the most rigidity possible short of adding a full roll cage to your car.

Level 2 Chassis Stiffening Kit Includes:

- CNC Machine-Cut Frame Connectors
- Complete Set of Front & Rear Torque Boxes
- Lower Core Support Frame Brace
- Set of Inner Fender Braces

from
\$1,116⁹⁴

Part Number	Item
USCT1M1001	70-74 Cuda Level 2
USCT1M1002	70-74 Challenger Level 2
USCT1M1003	66-70 B-Body Level 2
USCT1M1004	67-75 A-Body Level 2
USCT1M1007	62-65 B-Body Level 2
USCT1M1008	63 & 64 B-Body Level 2
USCT1M1010	63-66 A-Body Plymouth Level 2
USCT1M1011	63-66 A-Body Dodge Level 2
USCT1M2053	71-72 Body Dodge/Plymouth Level 2

Get your Stiff Started! Level 1 Hot Rod Chassis Stiffening Kits


Add the package of weld-in frame connectors and torque boxes to your Unibody. Get started on the road to stiff! This is a package that will add rigidity and structure to your hot rod, adding frame connectors where the Unibody needs the strength and re-imagining how the OEM torque boxes can be even stronger.

Level 1 Chassis Stiffening Kit Includes:

- CNC Machine-Cut Frame Connectors
- Complete Set of Front & Rear Torque Boxes

from
\$641⁹⁵

Part Number	Item
USCT1M1012	70-74 E-Body Dodge Level 1
USCT1M1013	66-70 B-Bodies Level 1
USCT1M1014	70-74 E-Body Plymouth Level 1
USCT1M1015	67-75 A-Body Level 1
USCT1M1018	62-65 Dodge/Plymouth B-Body (except 63 and 64 Dodge) Level 1
USCT1M1019	63-64 Dodge Only B-Body Level 1
USCT1M1020	71-72 B-Body Level 1



HOT ROD FRAME CONNECTORS

CNC Machine cut from 12ga steel (factory rails are made from 16 gauge material) and CNC bent for a precision fit, these frame rail connectors are designed to be welded onto your existing unibody floor pan. No cutting of the floorpan is required and once welded in, they create a fully boxed frame rail connector that is stronger than the original factory frame rails!

Part Number	Item
USCT1M1101	66-70 B-Body Frame Connectors
USCT1M1102	70-74 Challenger Frame Connectors
USCT1M1103	70-74 Cuda Frame Connectors
USCT1M1104	67-75 A-Body Frame Connectors
USCT1M1106	63-66 A-Body Short Wheelbase Frame Connectors
USCT1M1107	62-65 B-Body Short Wheelbase Frame Connectors
USCT1M1111	63-64 Dodge Only Long Wheelbase Frame Connectors
USCT1M1112	71-72 B-Body Frame Connectors
USCT1M1117	63-66 A-Body Long Wheelbase Frame Connectors
USCT1M1120	76-80 F-Body Volare Frame Connectors

from
\$306⁷³



INNER FENDER BRACES

The Inner Fender Brace Kit adds incredible triangulated strength to the front end of your Mopar sub-frame front end. The kit includes CNC cut plate steel to box in the top of the OEM shocktower and tie it to the OEM fender panel. Designed to resist frame rail twisting and spread suspension loads across the OEM unibody. An absolute must when adding coil over suspension that moves the suspension loads away from the torsion bar crossmember and places them all onto the front sub-frame.

Part Number	Item
USCT1M1203	67-75 A-Body Inner Fender Braces
USCT1M1205	62-65 B-Body Inner Fender Braces
USCT1M1201	66-70 B-Body Inner Fender Braces
USCT1M1202	70-74 E-Body Inner Fender Braces
USCT1M1204	62-65 B-Body Inner Fender Braces
USCT1M1206	63-66 A-Body Inner Fender Braces



USCT1M1202 Inner Fender Braces

from
\$267⁹⁰



CORE SUPPORT STIFFENERS

CNC Machine cut Front Core Support Braces. Installs on the factory core support, above or below the factory radiator. Can replace the factory sheetmetal support or install on top of the factory core support. Adds substantial rigidity to the extreme front frame rails and inner fenders and reduces suspension geometry shift.

Part Number	Item
USCT1M1304	62-65 B-Body Lower Core Support Stiffener
USCT1M1301	66-70 B-Body Lower Core Support Stiffener
USCT1M1303	67-75 A-Body Lower Core Support Stiffener
USCT1M1302	70-74 E-Body Lower Core Support Stiffener
USCT1M1305	63-66 A-Body Lower Core Support Stiffener
USCT1M1307	66-70 B-Body Upper Core Support Stiffener
USCT1M1308	70-74 E-Body Upper Core Support Stiffener

from
\$251⁰⁷



USCT1M1306 67-75 Adjustable Width A-Body Core Support

ADJUSTABLE WIDTH A-BODY RADIATOR CORE SUPPORT

The USCT Adjustable Width A-Body Radiator Core Support is made from 12ga steel (twice as thick as than the OEM) and adds much needed stiffening to the front frame rails and inner fenders while maintaining that stock OEM look. Adjustable to fit any radiator, from 22" up to a mammoth 28" wide C-Body radiator or aftermarket Aluminum radiator.


Part Number	Item	Price
USCT1M1306	67-75 Adjustable Width A-Body Radiator Core Support	\$495.99

HOT ROD TORQUE BOXES

These torque boxes add strength to your Mopar unibody in several critical areas. The factory added torque boxes on high-HP, high-torque cars and convertibles. Hemi cars, six-pak cars etc. Our interpretation of the boxes improves on the OEM design. We use stronger than OEM 1/8" thick steel and have them CNC Machine cut and CNC bent. Set of four.

Part Number	Item
USCT1M1506	62-65 B-Body Torque Boxes
USCT1M1507	63-66 A-Body Torque Boxes
USCT1M1501	66-70 B-Body Torque Boxes
USCT1M1503	67-75 A-Body Torque Boxes
USCT1M1502	70-74 E-Body Torque Boxes
USCT1M1504	71-72 B-Body Torque Boxes

from
\$362³⁸



USCT1M1502 Hot Rod Torque Boxes

Inner Rocker Panel Sill Braces

Add the ultimate in stiffness to your Mopar's unibody.

Part Number	Item
USCT1M2048	66-70 B Body Inner Rocker Sill Brace Set
USCT1M2050	67-76 A Body Inner Rocker Sill Brace Set
USCT1M2051	70-74 E Body Inner Rocker Sill Brace Set



from
\$390⁸⁵

Mustang Chassis Stiffening



USCT1F1114 65-66 Mustang Hardtop Frame Connectors

MUSTANG WELD-IN HOT ROD FRAME CONNECTORS

If you have ever wanted to take your Mustang to the next level of chassis updates, you know you need frame rail connectors. The US Car Tool frame rail connectors are custom CNC cut to be a precision fit to the floorpan of your Mustang.

These frame rail connectors are precision CNC cut and CNC bent to form a unique frame member that follows the contour of your existing floor. When they are welded to the floorpan of your Mustang Unibody, you create a complete boxed in frame rail section that is stronger than the original frame rails on your car. Our frame connectors are made from 12 gauge steel (about 1/8" thick) and will create the strongest chassis you can have for your Mustang (without going to a full tube style chassis).

These frame rail connectors install from underneath your car—no need to cut a slice out of your floor! For years, racers have been cutting a 2" wide slice out of the floor and installing a section of 2 x 4 box tubing that is then welded to the floor as a frame rail connector. When done this way, the connectors are very strong, since the entire floor is connected to the frame. The new US Car Tool frame rail connectors give you the same "welded to the floor" boxed strength, but they do not intrude into the passenger compartment. This means you will have no problems installing carpet or your seats!

Part Number	Item	
USCT1F1108	79-04 Mustang Hardtop Frame Connectors	from \$258³⁷
USCT1F1114	65-66 Mustang Hardtop Frame Connectors	
USCT1F1115	79-04 Mustang Convertible Frame Connectors	
USCT1F1116	65-66 Mustang Convertible Frame Connectors	
USCT1M1131	69-70 Mustang Coupe & Fastback	Coming Soon!
USCT1M1133	61-73 Mustang Coupe & Fastback	Coming Soon!

NOW AVAILABLE FOR FORD MUSTANG! LEVEL 2 HOT ROD CHASSIS STIFFENING KITS

Part Number	Item	
USCT1F1006	65-68 Mustang Coupe & Fastback Level 2	from \$532⁹⁰
USCT1F1030	65-70 Mustang Convertible Level 2	
USCT1F1031	69-70 Mustang Coupe & Fastback Level 2	
USCT1F1033	61-73 Mustang Coupe & Fastback Level 2	



HOT ROD TORQUE BOXES

These torque boxes are designed to add strength to your Mustang unibody in several critical areas. The factory added OEM torque boxes on the high-HP, high torque cars and convertibles. Our interpretation of the OEM pieces improves on that proven design. We made them stronger by using 1/8" thick steel and having them CNC Machine cut and CNC bent. Set of four.

Part Number	Item	
USCT1F1505	65-66 Mustang Hot Rod Torque Boxes	from \$362³⁸

Gen 3 Hemi Transmission Swap



Our Components Make Swapping In A Gen 3 Hemi Simple.

Our transmission tunnel kit gives you room for even the biggest 8-speed automatics!

USCT Motorsport's Transmission Perimeter Frame

- For 8HP, NAG1, 4L80, Tremec T56 Magnum transmissions and more!
- For A, B and E-Body Mopars!



Just
\$907²⁷

From
\$383⁰⁹

Transmission Swap Kits		
USCT1M1801	70-74 E-Body Transmission Tunnel Perimeter Frame.....	\$907.27
USCT1M1802	67-75 A-Body Transmission Tunnel Perimeter Frame.....	\$907.27
USCT1M1803	66-70 B-Body Transmission Tunnel Perimeter Frame	\$907.27
USCT1M1805	62-65 B-Body Transmission Tunnel Perimeter Frame	\$907.27
USCTAM2041	70-74 E-Body NAG1 HP70 Crossmember Kit.....	\$383.09
USCTAM2044	70-74 E-Body Tremec T56 Magnum Transmission Crossmember for Gen3 Hemi Swap	\$383.09
USCTAM2045	Transmission Crossmember for Gen3 Hemi Swap NAG1, HP70, 727, 518, T56	\$383.09
USCTAM2046	Transmission Crossmember for Gen3 Hemi Swap TR6060 OEM 6 Speed.....	\$401.21
USCTAM2052	Transmission Crossmember for Gen3 Hemi Swap HP90	\$383.09

Gen 3 Hemi Swap



USCT7M1004 Mopar Gen3 Hemi Engine / Transmission 3-point Dolly with swivel casters



USCT7M1005 Mopar Gen3 Hemi Engine 4-point Dolly with swivel casters




USCTAM2048 K-Frame Notch for Gen3 Hemi Swap using OEM front sump Oil Pan


Gen 3 Hemi Swap



USCTAM2047 Gen 3 Hemi Swap Engine Mount kit to OEM K-Frame B, C, E Bodies



USCTAM2047 Gen 3 Hemi Swap Engine Mount kit to OEM K-Frame B, C, E Bodies



USCT7M5016 K-Frame Stand Engine Mount Adapters for Gen 3 Hemi, 5.7, 6.2 and 6.4

USCT7M1001 Mopar K-Frame Stand Drivetrain Restoration Tool

USCTAM2076 GEN 3 Hemi Swap AC Compressor Clearance Divot for 67-73 A-Bodies OEM K-frame



USCTAM2072 GEN 3 Hemi U-Weld It Swap Mounts



Gen 3 Hemi Swap	
USCTAM2047 Gen 3 Hemi Swap Engine Mount kit to OEM K-frame B, C, E Bodies	\$276.48
USCTAM2061 Gen 3 A-Body Adjustable Engine Mount to OEM V8 K-frame	\$276.48
USCTAM2048 K-Frame Notch for Gen3 Hemi Swap using OEM front sump Oil Pan	\$187.61
USCT7M1001 Mopar K-Frame Stand Drivetrain Restoration Tool.....	\$578.33
USCT7M5016 K-Frame Stand Engine Mount Adapters for Gen 3 Hemi, 5.7, 6.2 and 6.4.....	\$53.63
USCT7M1004 Mopar Gen 3 Hemi Engine / Transmission 3-point Dolly with swivel casters.....	\$250.68
USCT7M1005 Mopar Gen 3 Hemi Engine 4-point Dolly with swivel casters	\$328.47
USCTAM2072 Gen3 Hemi U-Weld It Swap Mount kit to ANY car, truck, Chasis or Body.....	\$211.89
USCTAM2075 Gen3 Hemi Swap Mount kit to OEM Slant Six K-frame A Bodies 67-73	\$306.89
USCTAM2076 Gen3 Hemi Swap AC Compressor clearance divot for OEM K-frame A Bodies 67-73.....	\$149.74



Transmission Crossmembers		
USCTAM2016	67-75 A-Body GM2004R Crossmember Kit.....	\$376.62
USCTAM2027	67-75 A-Body 518 Crossmember Kit.....	\$383.09
USCTAM2041	70-74 E-Body NAG1 HP70 Crossmember Kit.....	\$383.09
USCTAM2044	70-74 E-Body Tremec T56 Magnum Transmission Crossmember for Gen3 Hemi Swap	\$383.09
USCTAM2045	Transmission Crossmember for Gen3 Hemi Swap NAG1, HP70, 727, 518, T56	\$383.09
USCTAM2046	Transmission Crossmember for Gen3 Hemi Swap TR6060 OEM 6 Speed.....	\$401.21
USCTAM2052	Transmission Crossmember for Gen3 Hemi Swap HP90.....	\$383.09



USCTAM2046 GEN3 HEMI SWAP TR6060 OEM 6-SPEED



SWAPPING IN YOUR GEN3 HEMI CAN BE EXHAUSTING – SO BUILD YOUR OWN HEADERS!

GEN3 Hemi Header Flanges	
USCTSM2074	Gen3 Hemi Header Flanges for 5.7, 6.1, 6.2 an 6.4 with D ports..... \$289.24
USCTSM2075	Gen3 Hemi Header Flanges (Stainless) for 5.7, 6.1, 6.2 an 6.4 with D ports..... \$366.74

Gen 3 Hemi Swap Support

Our Components Make Swapping In A Gen 3 Hemi Simple.

Our transmission tunnel kit gives you room for even the biggest 8-speed automatics!

USCT Motorsport's Transmission Perimeter Frame

- For 8HP, NAG1, 4L80, Tremec T56 Magnum transmissions and more!
- For A, B and E-Body Mopars!

Just
\$907²⁷



Transmission Swap Kits

USCT1M1801	70-74 E-Body Transmission Tunnel Perimeter Frame.....	\$907.27
USCT1M1802	67-75 A-Body Transmission Tunnel Perimeter Frame.....	\$907.27
USCT1M1803	66-70 B-Body Transmission Tunnel Perimeter Frame	\$907.27
USCT1M1805	62-65 B-Body Transmission Tunnel Perimeter Frame	\$907.27
USCTAM2041	70-74 E-Body NAG1 HP70 Crossmember Kit.....	\$383.09
USCTAM2044	70-74 E-Body Tremec T56 Magnum Transmission Crossmember for Gen3 Hemi Swap	\$383.09
USCTAM2045	Transmission Crossmember for Gen3 Hemi Swap NAG1, HP70, 727, 518, T56	\$383.09
USCTAM2046	Transmission Crossmember for Gen3 Hemi Swap TR6060 OEM 6 Speed.....	\$401.21
USCTAM2052	Transmission Crossmember for Gen3 Hemi Swap HP90.....	\$383.09

Mopar



USCTAM2003 63-75 A-Body Spring Relocation Kit

SPRING RELOCATION KIT

US Car Tool has now created a kit to help Mopar car owners get even better performance by providing up to 8" more room for rear tires. Anyone who has ever looked underneath the rear end of a Mopar notices the leaf springs are in the way of really wide tires/wheels. Racers and chassis fabrication shops have been moving these in for years, and believe me, it is not as easy as it sounds. Why do you think all the race cars ads ay "Hooks hard and goes straight", unless going straight was not the norm? The US Car Tool leaf spring relocating kit is self aligning off the factory leaf spring mounting holes and includes instruction on how to cut the factory frame rails, locate and weld in the new front and rear mounts and measure to be sure you are straight and square. This kit will help an advanced hot rodder gain up to 8" of tire tread space in the back of their Mopar!

MINI-TUB KIT

Ever wanted to gain more room for bigger tires in your vintage A/B-Body Mopar but thought that moving the wheel tubs was too much work? US Car Tool has created a kit to save you time and money for just that! This kit allows you to Mini-Tub your A/B/C-Body Mopar in a weekend with our pre-fabricated wheel tub filler.

Includes:

- Set Of Pre-Fabricated Wheel Tub Fillers
- Set Of Trunk Hinge Braces Extensions
- Complete Set of Cut Templates
- Complete Set Of Instructions

from
\$388²⁷

Part Number	Item
USCTAM2009	67-75 A-Body Mini-Tub Kit
USCTAM2010	66-70 B-Body Mini-Tub Kit
USCTAM2017	63-65 B-Body Mini-Tub Kit
USCTAM2023	70-74 E-Body Mini-Tub Kit
USCTAM2025	71-72 B-Body Mini-Tub Kit
USCTAM2026	78-79 B-Body Mini-Tub Kit (Dodge Magnum)
USCTAM2035	Mopar 63-66 Early A-Body Mini-Tub Kit

from
\$376⁶²

Part Number	Item
USCTAM2003	63-75 A-Body (Dart, Valiant, Duster, Demon) Spring Relocation Kit
USCTAM2004	70-74 E-Body Leaf Spring Relocation Kit
USCTAM2005	66-70 B-Body Dodge Spring Relocation Kit
USCTAM2006	66-70 B-Body Plymouth Spring Relocation Kit
USCTAM2011	62-65 B-Body Dodge Spring Relocation Kit
USCTAM2012	62-65 B-Body Plymouth Spring Relocation Kit

MINI-TUB & SPRING RELOCATION KIT

Complete kits featuring the above Mini-Tub and Spring Relocation hardware to mini-tub your A or B-Body Mopar and relocate the rear leaf springs.

from
\$697⁵⁹

Part Number	Item
USCTAM2013	A-Body Mini-Tub & Spring Relocation Kit Combo
USCTAM2014	B-Body Dodge Mini-Tub & Spring Relocation Kit Combo
USCTAM2015	B-Body Plymouth Mini-Tub & Spring Relocation Kit Combo
USCTAM2018	63-65 B-Body Dodge Mini-Tub & Spring Relocation Combo
USCTAM2019	63-65 B-Body Plymouth Mini-Tub & Spring Relocation Combo
USCTAM2024	70-74 E-Body Mini-Tub & Spring Relocation Combo Kit



USCTAM2024 E-Body Mini-Tub & Spring Relocation Combo Kit

How To Mini-Tub Your Mopar Using Our Kit!



1 Disassemble the car, removing the back seat, decklid, fuel filler tube, etc.




2 Using a spot weld cutting bit, drill out the spot welds holding the wheelhouse in the car.



3 Drill out the spot welds holding the package tray bracket to the inner wheelhouse.



4 Drill out the spot welds holding the trunk hinge bracket to the inner wheelhouse.



5 Tape the cutting line templates (included in the kit) in place and use spray paint to mark your cutting lines.



6 Following your painted cutting lines, use a Sawzall or other cutting tool to cut out your inner wheelhouse.



7 Use a Sawzall or other cutting tool to cut out your inner wheelhouse.



8 Once the inner wheelhouse is removed, weld the wheel tub filler in place.



9 Here's what your widened wheel tubs should look like after you're finished welding.



10 Weld your widened wheel tubs in place!



11 Be sure to weld the package tray brackets to your new widened wheel tubs and use the trunk hinge bracket in the kit to weld your trunk hinge brackets into place.



12 Use some seam sealer to fill any gaps just like the factory did. Now you're ready for some nice, wide meats!


Still Have Questions?

Give John a call at 919-855-8200.


USCTMotorsports.com Our Web Store Is Open 24/7!

Spring Relocation How To!


USCT
MOTORSPORTS



1 Disassemble the car, removing the rear axle, springs, mounts, and shocks. Also remove the fuel tank and filler tube.




2 Measure, mark, check and confirm where you will cut the frame rails for your new front spring buckets.



3 Carefully cut the frame rail, locate and tack weld. Mockup leaf springs in the front spring bucket. Confirm springs align with the rear frame rails.



4 Carefully locate the new rear spring hanger mount.




5 Mockup, measure and then fully weld the new front spring buckets.




6 Fully weld the new rear spring hanger mounts (shown tacked in place).



7 Prep your rear axle housing for the new relocated spring perches, mockup the rear-end and tires/wheels in the car, DO NOT MEASURE!



8 Double check after tack welding the perches in position, then weld them to the axle housing.



9 Reassemble the car, installing the rear axle, springs and shocks. Enjoy the fruits of your labor—huge tires IN the fender wells, increased traction, better ETs, and bad-ass stance.

Spring Relocation and Mini-Tub Kits for Your Mopar

Yes, you can fit a Viper tire (355/30ZR19) on the rear of your Mopar utilizing our Mini-Tub and Spring-Relocation Kits! Maximum traction, quicker ETs, and bad-ass stance are yours to be had!



Before
255/60R15



After
355/30ZR19

Call 919-855-8200 Call: 7am to 4pm, EST

Installation Services



Subframe
Connector Install
\$317⁶⁸



Core Support
Brace Install
\$162

Installation Services		
USCTSU5001	Level 1 kit install	\$571.83
USCTSU5002	Level 2 kit install	\$1,016.58
USCTSU5003	Level 3 kit install	\$5,082.91
USCTSU5004	Subframe Connectors Install	\$317.68
USCTSU5005	Torque Box Install	\$317.68
USCTSU5006	Core Support Brace Install	\$190.61
USCTSU5007	Inner fender braces Install	\$381.22
USCTSU5008	Spring Relocation Install	\$571.83
USCTSU5009	Mini-Tub Install	\$4,447.55
USCTSU5010	Drive Shaft Loop Install	\$31.77
USCTSU5011	Core Support Replacement Install	\$1,016.58

CUSTOM ROLL CAGES



A-BODIES, B-BODIES, & E-BODIES,
WE DO THEM ALL!
JUST GIVE US A CALL...



Torque
Box Install
\$317⁶⁸



Spring
Relocation Install
\$571⁸³

The Body-In White

What Is It?

The Body-in-white program is a program to have your classic auto body shell restored back to an all-metal state. All old paint is stripped to bare metal, dents, rust and incorrect collision work repaired to a metal finish (No BONDOL). Inside rust inhibitive coatings are replaced and exterior panels are in primer, ready for final prep and paint.

Why do I want it?

All work done in metal, No hidden rust, no shoddy hidden work, NO BONDOL! No surprises in the costs of having your classic done right, you know what the costs are at the start of the project. Complete picture and written documentation of every step in the process.

What Is Included?

The Body-in-White Deluxe includes all metal body panels on your classic. **The Body-in-White Standard** includes only parts welded to the Body Shell, except roofs, frame rails. Body Shell Stripped to bare metal (Media Blast and / or Chemical Dip), Disassemble panels at factory spot weld locations, Repair or Replace damaged panels (parts cost included!)

Standard Body-in-White Includes:

- Core Support

Inner Fenders

Firewall

Cowl

A Pillars

B Pillars

Rockers

Floor Pans—

Front, Rear and Kick-up
- MOPARS START AT

\$25,000*

*Convertibles, wing-cars, roof and frame damage, call
- Dutchman Panel

Package Tray

Quarter Panels

Inner and Outer

Wheelhouses

Trunk Gutters

Trunk Floor Pan

Trunk Floor Extensions

Tail Panel

Deluxe Body-in-White Includes:

- Everything included in the Standard plus;

Front Frame Rails

Fenders

Hood

Roof
- DELUXE

\$35,000*

*Convertibles, wing-cars, roof and frame damage, call
- Roof Gutters

Doors

Deck Lid

Rear Frame Rails

Mopar Bodystyle/Year	Standard	Deluxe
E-Body Hardtop from 1970 through 1974. Cuda's, Dodge Challengers etc.	\$25,000	\$35,000
B-Body Hardtop from 1966 through 1972	\$25,000	\$35,000
A-Body Hardtop from 1967 through 1975	\$25,000	\$35,000
A-Body Hardtop 1966 and earlier	\$25,000	\$35,000
B-Body Hardtop 1965 and earlier	\$25,000	\$35,000
E-Body Convertible from 1970 through 1974. Cuda's, Dodge Challengers etc.	\$27,500	\$37,500
B-Body Convertible from 1966 through 1972	\$27,500	\$37,500
A-Body Convertible from 1967 through 1975	\$27,500	\$37,500
Ford Mustang Bodystyle/Year		
Mustang Coupe 1964 through 1970	\$15,000	\$19,000
Mustang Fastback 1964 through 1970	\$15,000	\$19,000
Mustang Convertible 1964 through 1970	\$20,000	\$25,000

What Is NOT Included?

Specialty cars such as Aero, Wing cars, limited production, Exotics, Shelby Mustangs, etc. Disassembly of your Body (Available for \$2,000 plus storage fees). Paint (other than Primer, which IS included!). Restoration of any parts removed (Available, standard time and material). Reassembly (Available for \$5,000 plus parts).



BEFORE



'66 Dart

AFTER



BEFORE



'68 Super Bee

AFTER



BEFORE



'70 Challenger RT/SE

AFTER

Transforming rusty, crusty,
bent and beat unbodies into
a like-new body in white.
We don't scare easy!



MUSTANGS START AT

\$15,000*

*Convertibles, Shelybs, Saleens, call

BEFORE

'66 Mustang Convertible

AFTER

In **BOTH Standard and Deluxe Body-In-White programs** we fabricate unavailable panels to factory OEM appearance (You will not be able to tell). Rust inhibitive coating is applied inside panels and structures and standard factory undercoating applied inside quarter panels. The entire body shell is primed, ready for final prep and paint.



USCTRU1201 U-Weld-It Rotisserie Kit

DELUXE AUTO BODY ROTISSERIE

This is our Deluxe Rotisserie with roller bearings, 8 Caster wheels and hydraulic jacks. Rated to support up to 2,000 lbs, fully adjustable in height, width, and length. You can load just about any automobile body, or pickup cab onto the rotisserie and rotate it to work on the underside without having to crawl on your back!

We are a professional restoration and fabrication shop and use these rotisseries every day, so we know what works! The rotator heads are precision built with tapered roller bearings and a machined axle assembly for smooth operation.

This makes the US Car Tool Auto Body Rotisserie spin easily! The tapered roller bearings in each rotator head assembly eliminate any play or movement in the rotating assembly and provide precise rotation about the axis. No other rotisserie comes close.

Our Auto Body Rotisserie is designed to be completely modular and portable. No single piece is longer than 48" or weighs more than 35 lbs. The entire rotisserie disassembles into small pieces and can even be stored under a car when not in use.

Each deluxe rotisserie is powder coated for long lasting protection and durability for use in the toughest shop environment.

Order the Deluxe Rotisserie or our convenient U-Weld-It Kit for an economy version where you buy the steel tubing locally and then build it in your own shop.

Part Number	Item	Price
USCTR1201D	Deluxe Auto Body Rotisserie*	\$3073.86
USCTRU1201	U-Weld-It Rotisserie Kit	\$600.52
	Rotisserie Rental	\$150.00/mo.

* Every Deluxe Auto Body Rotisserie has a lifetime warranty on materials and workmanship, the jacks and caster wheels carry manufacturer's warranties of 1 year each.

Every USCT Motorsports Rotisserie now comes with solid polyurethane wheels for years of reliable use.



USCT4M1001 A/B/E-Body Body Wheel Moving Set



USCT4M1001 A/B/E-Body Body Wheel Moving Set

BODY MOVING WHEELS

This is a set of four (4) body wheels that bolt to your unibody so you can roll the body shell around in your shop or take it onto your trailer to go to the paint shop etc. Each set includes two front 8" ball bearing swivel caster body wheels and two 8" fixed rear caster body wheels. The rear brackets bolt onto the leaf spring mounting locations. The front brackets are specially designed, laser cut, formed and welded to allow bolting onto either front bumper mounting location or the K-frame bolting locations. Brackets are powdercoated in wrinkle black for years of great looks, even in the roughest garage environment. We use them in our shop all the time!



from
\$418⁰⁴

Mopar

Part Number	Item
USCT4M1001	A/B/E-Body Body Wheel Moving Set
USCT4M1002	A/B/E-Body Body Wheel Moving Front Set
USCT4M1003	C-Body Body Wheel Moving Front Set
USCT4M1004	A/B/C/E-Body Body Wheel Moving Rear Set

from
\$641⁹⁵

Mustang

Part Number	Item
USCT4F3003	1965-1971 Mustang Body Wheel Set

from
\$641⁹⁵

MOPAR ENGINE DOLLY WITH SWIVEL CASTERS

If you have an empty block, longblock or a complete motor, the USCT Motorsports Engine Dolly is the best tool to store and roll it around your shop or garage. Based on the original design by AR Engineering (design used with permission), the USCT Motorsports Engine Dolly will withstand years of use, and is not affected by gasoline, oil, water or fluids.

Bolts easily onto the engine mounting ears in the front and the bellhousing location in the rear—all hardware is included to mount the Engine Dolly to your Mopar Big Block.


For any Engine Dolly, it is all about the Casters. We source these casters from the same company that makes them for our K-frame stands and Rotisseries. These 4" caster wheels are rated to support over 500lbs each. We put four of them on the USCT Engine Dolly because we have a simple philosophy that is the foundation of our products; "Nothing overbuilt ever broke".

Part Number	Item
USCT7M1002	Mopar Big Block B RB Engine Dolly with swivel casters
USCT7M1005	Mopar 426 Hemi Engine Dolly with swivel casters
USCT7M1003	Mopar LA Small Block Engine Dolly with swivel casters
USCT7M1004	Mopar Gen3 Hemi Engine Dolly with swivel casters (3 point)
USCT7M1005	Mopar Gen3 Hemi Engine Dolly with swivel casters (4 point)



from
\$278²⁵

Uni-Lift & K-Frame Stand



UNI-LIFT UNIBODY FRONT END LIFTING TOOL

The Uni-Lift allows the front end of your Mopar A/B/E-Body to be lifted over 5' in the air for easy installation or removal of the front suspension. The Uni-Lift bolts to the front bumper mounts on the front frame rails and is CNC machine cut with the bolt patterns for Mopar A, B & E-Bodies. Other patterns can be accommodated with a simple modification. The Uni-Lift comes powdercoated and is fully adjustable to fit any car body. Requires an engine hoist (not included) to safely lift the front of your car body with the rear tires on the ground. Combine this tool with our US Car Tool K-Frame stand for a great restoration engine installation experience!

Part Number	Item	Price
USCTRM1001	Uni-Lift Unibody Front End Lifting Tool	\$287.90
USCTRM1002	62-65 B Body - Uni-Lift Unibody Front End Lifting Tool	\$287.90

K-FRAME STAND

Fits all A/B/E-Body Mopars that use a K-frame front suspension. Adjustable for all engines and transmissions, from Slant 6 through Hemi's! Allows removal or installation of the entire front drivetrain assembly from underneath the car just like the OEM factory did. No more paint scratches or accidents from swinging motors held on the end of a chain. Combine this with our Uni-Lift to remove or install the front suspension/engine assembly without the need for a lift. Includes 4"caster wheels for easy rolling.

Part Number	Item	Price
USCT7M1001	K-Frame Stand	\$641.95

K-FRAME ADAPTERS

These are adapters for the USCT Motorsports K-frame stand. They permit using the K-frame stand with a non factory OEM tubular style K-frame such as the RMS Alterkion or the Magnumforce K-frames. You will receive two (2) adapters and they mount on the top of the K-frame stand uprights, this permits any square or round tube member of the aftermarket K-frame to be supported by the USCT Motorsports K-frame stand.

Part Number	Item	Price
USCT7M5012	K-Frame Adapters	\$49.17
USCT7M2073	K-Frame Riser Adapters	\$79.53
USCT7M5015	LA/B/RB, small block and big block	\$59.53
USCT7M5016	Gen3 Hemi Adapters	\$59.53



USCT7M5012 K-Frame Adapters (sold in pairs)



USCT7M2073 K-Frame Riser Adapters (sold in pairs)



USCT7M5016 Gen3 Hemi Adapters (sold in pairs)

"Using USCT Motorsport's Uni-Lift and K-Frame Stand, I was able to install the engine, transmission, K-member and front suspension in my '71 in a few hours one afternoon. And that was working by myself. Imagine if you get a couple buddies to help out! Really cool and innovative tools that ease working on your Mopar!"

Bruce from North Carolina.

Specialty Items & Fasteners



\$278²⁵

USCT1M1520 Lower Firewall Extension 62-65 B-Body Panel

\$278²⁵

USCT1M1521 70-74 Cuda Rear Valance Bump Removal Panel

\$56⁹³

USCT1M1603 A-12 Repro Lift-Off Hood Brackets

\$56⁹³

USCT1M1602 71-74 B-Body Bucket Seat Bracket Kit

\$77⁶⁴

USCTFM3001 Fender Bolt Kit

\$28⁴⁶

USCTFM3002 Steering Gear Bolts

\$77⁶⁴

USCTFM3004 E-Body Door Hinge Bolt Kit

\$91⁸⁹

USCTFM3016 K-Frame Bolts

Mopar Specialty Items

USCT1M1520	Lower Firewall Extension panel for 62-65 B Body.....	\$278.25
USCT1M1521	70-74 Cuda Rear Valance Bump removal panel	\$278.25
USCT1M1602	71-74 Dodge/Plymouth B-Bodies Bucket Seat Bracket kit.....	\$56.93
USCT1M1603	A-12 Reproduction Lift off hood brackets.....	\$56.93

Specialty Mopar Fasteners

USCTFM3001	Fender Bolt Fastener Kit MOPAR Dodge Plymouth A/B Body	\$77.64
USCTFM3002	Mopar Dodge Plymouth Steering Gear Bolts.....	\$28.46
USCTFM3003	Mopar 67-75 A Body 66-70 B Body Door Hinge Bolt kit	\$77.64
USCTFM3004	Mopar 70-74 E Body Door Hinge Bolt kit.....	\$77.64
USCTFM3005	Mopar E-Body Early 1970 Hood Bolt kit	\$69.87
USCTFM3006	Mopar E-Body LATE 70, 71-74 Hood Bolt kit.....	\$69.87
USCTFM3007	Mopar B-Body 1966 - 70 Hood Bolt kit.....	\$69.87
USCTFM3011	Mopar A Body 67-75 Total Kit Hood, Decklid, Fenders Doors	\$154.00
USCTFM3012	Mopar B Body 66-70 Total Kit Hood, Decklid, Fenders Doors	\$154.00
USCTFM3013	Mopar E Body Early 70 Total Kit Hood, Decklid, Fenders Doors	\$163.07
USCTFM3014	Mopar E Body Late 70, 71-74 Total Kit Hood, Decklid, Fenders Doors.....	\$163.07
USCTFM3015	1970 to 1974 Mopar E-Body Fender Bolt Kit.....	\$84.12
USCTFM3016	Brand New Mopar K-Frame Bolts.....	\$91.89

HOW MUCH HORSEPOWER DOES YOUR HOT ROD MAKE?

TUNE YOUR CAR FOR:

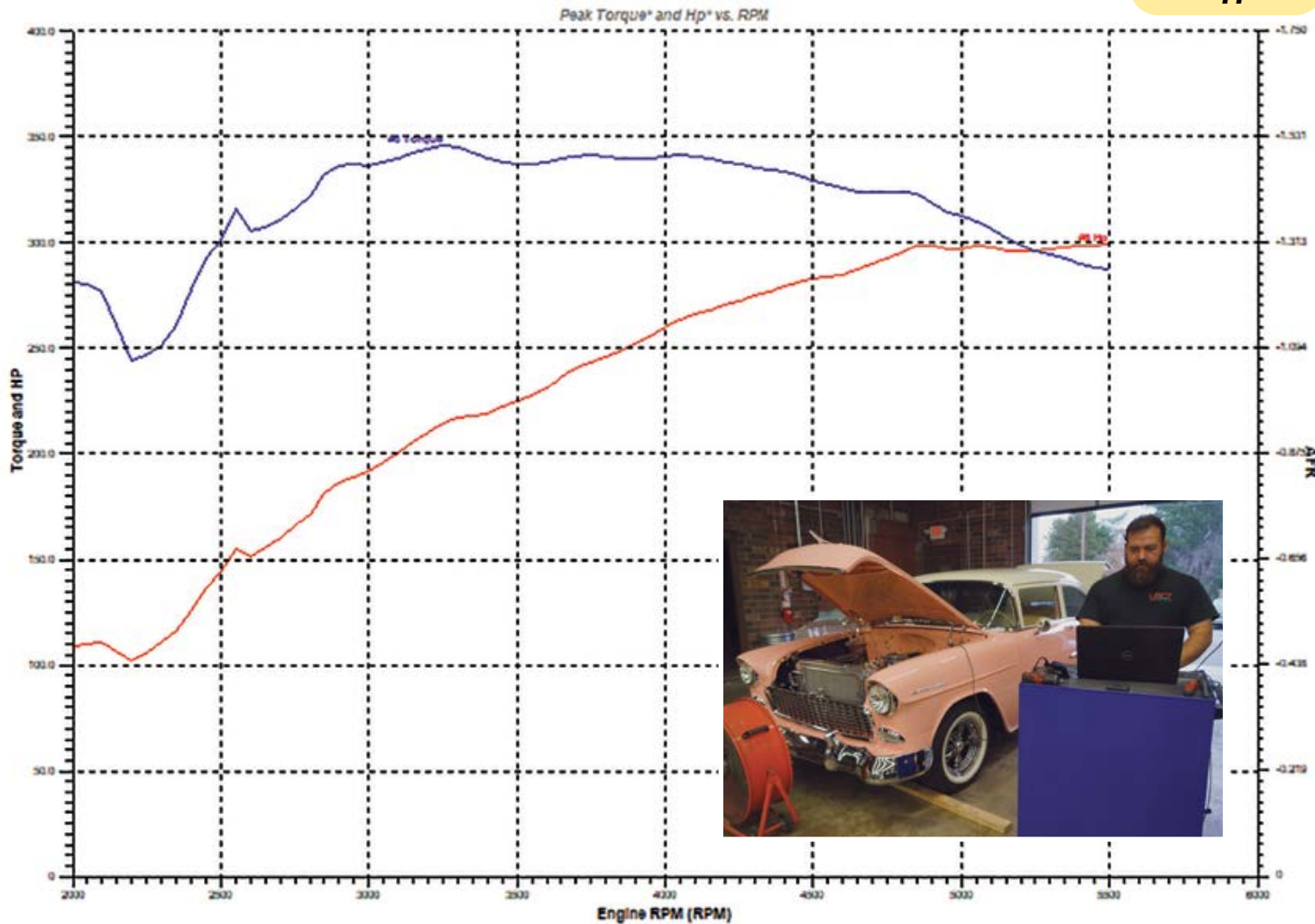
- Most Power
- Best MPG
- Longest Life
- Performance

ADVANTAGES OF HUB DYNOS:

- Accuracy
- Brake HP
- No Wheel Spin
- OE Standard

All Makes
and Models!

- Carbureted
- Fuel Injection
- HP Tuners
- FiTech
- Holley
- Mega Squirt
- OE Support



USCTMU1038 USCT Rotate the Earth T-shirt
'68 Dodge Charger

USCTMU1003 '71 HemiCuda T-shirt

USCTMUXXXX '68 Super Stock Dart T-shirt
Specify: Men's S, M, L, XL or Women's S, M, L

Tees **\$31⁷⁶**



USCTMUXXXX USCT Motorsports
Embroidered T-shirts and Hoodies
Specify: Men's S, M, L, XL or Women's S, M, L
Tee **\$19⁹⁹** Hoodie **\$49⁹⁹**

Summer 2024 Price List

SKU #	Item	Price
Level 3 Chassis Stiffening Kit		
USCT1M1023	Level 3 Chassis Stiffening Kit 66-70 B-Bodies US Car Tool Mopar Dodge	\$1,814.54
USCT1M1024	Level 3 Chassis Stiffening Kit 67-75 A-Bodies (Dart & Valiant)	\$1,814.54
USCT1M1025	Level 3 Chassis Stiffening Kit 70-75 A-Bodies Duster & Dart Sport	\$1,814.54
USCT1M1027	Level 3 Chassis Stiffening Kit 63-65 B-Bodies (Dodge & Plymouth)	\$1,814.54
USCT1M1028	Level 3 Chassis Stiffening Kit 63 & 64 B-Bodies (Dodge Only)	\$1,814.54
USCT1M1029	Level 3 Chassis Stiffening Kit 70-71 Demon	\$1,814.54
USCT1M1030	Level 3 Chassis Stiffening Kit 70-74 E-Body US Car Tool Mopar Dodge Challenger	\$1,814.54
USCT1M1031	Level 3 Chassis Stiffening Kit 70-74 E-Body US Car Tool Mopar Plymouth Cuda Barracuda	\$1,884.44
USCT1M1033	Level 3 Chassis Stiffening Kit 66-70 B-Bodies US Car Tool Mopar Plymouth	\$1,814.54
USCT1M1035	Level 3 Chassis Stiffening Kit 63-66 A-Bodies Dodge	\$1,814.54
USCT1M1037	Level 3 Chassis Stiffening Kit 63-66 A-Bodies Plymouth	\$1,814.54
Level 2 Chassis Stiffening Kit		
USCT1M1001	Level 2 Chassis Stiffening Kit E Body 70-74 Plymouth Cuda	\$1,116.94
USCT1M1002	Level 2 Chassis Stiffening Kit 70-74 E Body Dodge Challenger	\$1,116.94
USCT1M1003	Level 2 Chassis Stiffening Kit 66-70 B Body Dodge Plymouth	\$1,116.94
USCT1M1004	Level 2 Chassis Stiffening 67-75 A Body Dodge Plymouth Dart/Scamp (except Dodge Demon)	\$1,116.94
USCT1M1005	Level 2 Chassis Stiffening Kit 70-75 Mopar A body Duster/Dart Sport	\$1,116.94
USCT1M1007	Level 2 Chassis Stiffening Kit 62-65 B-Body Dodge Plymouth (except 63 & 64 Dodge)	\$1,116.94
USCT1M1008	Level 2 Chassis Stiffening Kit 63 & 64 B-Body Dodge Only	\$1,116.94
USCT1M1009	Level 2 Chassis Stiffening Kit 71-72 A-Body Demon	\$1,116.94
USCT1M1010	Level 2 Chassis Stiffening Kit 63-66 A-Body Plymouth	\$1,116.94
USCT1M1011	Level 2 Chassis Stiffening Kit 63-66 A-Body Dodge	\$1,116.94
USCT1F1006	Level 2 Chassis Stiffening Kit 65-66 Mustang Coupe	
Level 1 Chassis Stiffening Kit		
USCT1M1012	Level 1 Chassis Stiffening Kit 70-74 E Body Dodge Challenger	\$641.95
USCT1M1013	Level 1 Chassis Stiffening Kit 66-70 B-Bodies	\$641.95
USCT1M1014	Level 1 Chassis Stiffening Pack 70-74 Plymouth Cuda E Body	\$641.95
USCT1M1015	Level 1 Chassis Stiffening Kit 67-75 Dart/Valiant A-Body	\$641.95
USCT1M1016	Level 1 Chassis Stiffening Kit 70-75 Duster A-Body	\$641.95
USCT1M1017	Level 1 Chassis Stiffening Kit 70-71 Demon A-Body	\$641.95
USCT1M1018	Level 1 Chassis Stiffening Kit 62-65 Dodge Plymouth B-Body (except 63 and 64 Dodge)	\$641.95
USCT1M1019	Level 1 Chassis Stiffening Kit 63-64 Dodge Only B-Body	\$641.95
USCT1M1020	Level 1 Chassis Stiffening Kit 71-72 B-Bodies	\$641.95
USCT1M1034	Level 1 Chassis Stiffening Kit 63-66 Dodge A-Body	\$641.95
USCT1M1036	Level 1 Chassis Stiffening Kit 63-66 Plymouth A-Body	\$641.95
Frame Connectors		
USCT1F1108	Ford Mustang 79-04 CNC Cut Floor Contoured Frame Rail Connector	\$258.37
USCT1F1114	65-66 Mustang CNC Cut Floor Contoured Frame Connectors	\$258.37
USCT1F1115	Ford Mustang Convertible 79-04 CNC Cut Floor Contoured Frame Rail Connector	\$258.37
USCT1F1116	1965-1966 Ford Mustang Convertible Frame Connectors	\$258.37
USCT1M1101	66-70 B-Body Frame Connectors	\$306.73
USCT1M1102	70-74 E Body Frame Connector for Dodge Challenger	\$306.73
USCT1M1103	70-74 E Body Frame Connector for Plymouth Cuda	\$306.73
USCT1M1104	67-75 A Body Frame Connectors	\$306.73
USCT1M1105	70-75 A Body Duster Frame Connectors	\$306.73
USCT1M1106	63-66 Plymouth A Body Frame Connectors	\$306.73
USCT1M1107	62-65 B-Body Frame Connectors	\$306.73
USCT1M1111	63 & 64 Dodge B-Body Frame Connectors	\$306.73
USCT1M1112	71-72 B Body Frame Connector for Dodge and Plymouth	\$306.73
USCT1M1117	63-66 Dodge A-Body Frame Connectors	\$306.73
USCT1M1118	71-72 A-Body Demon Frame Connectors	\$306.73
USCT1M1120	76-80 F-Body Volare Frame Connectors	\$306.73
USCT1M1122	Weld in Frame Connector for 1978-1979 Dodge Magnum	\$370.15
USCT1M1123	Weld-in Frame Connector 73-75 Dodge and Plymouth w/o Catalytic converter	\$370.15
USCT1G1124	62-67 Chevy Nova Weld in Frame Connectors	\$306.73

Prices subject to change without notice. ©2024 USCT Motorsports. All rights reserved.

Summer 2024 Price List



SKU #	Item	Price
Torque Boxes		
USCT1F1505	65-66 Mustang Hot Rod Torque Boxes	\$362.38
USCT1M1501	Torque Boxes Set of four (4) for 1966-1970 Mopar B Bodies	\$362.38
USCT1M1502	Torque Boxes Set of four (4) for 1970-1974 Mopar E Bodies	\$362.38
USCT1M1503	Torque Boxes Set of four (4) for 1967-1975 Mopar A Bodies	\$362.38
USCT1M1504	Torque Boxes Set of four (4) for 1971-1972 Mopar B Bodies	\$362.38
USCT1M1506	1962-1965 B-Body Torque Boxes	\$362.38
USCT1M1507	1963-1966 Dodge Plymouth A Body Mopar Torque Box Set	\$362.38
USCT1M1508	Torque Boxes Set of four (4) for 1976-1980 Mopar F Body Volare	\$362.38
USCT1M1510	Torque Boxes Front Pair (2) only for 1966-1970 Mopar B Bodies	\$195.43
USCT1M1511	Torque Boxes Set of two (2) REAR for 1966-1970 Mopar B Bodies	\$195.43
USCT1M1514	Torque Boxes Front set of two (2) for 1967-1975 Mopar A Bodies	\$195.43
USCT1M1515	Torque Boxes Set of two(2) rear for 1967-1975 Mopar A Bodies	\$195.43
USCT1M1516	Torque Boxes Front Pair (2) only for 1970-1974 Mopar E Bodies	\$195.43
USCT1M1517	Torque Boxes Rear Pair (2) only for 1970-1974 Mopar E Bodies	\$195.43
USCT1M1518	Mopar 1962-1965 FRONT ONLY B-Body Torque Boxes	\$195.43
USCT1M1519	Mopar 1962-1965 REAR ONLY B-Body Torque Boxes	\$195.43
Inner Fender Braces		
USCT1M1201	66-70 B Body Inner Fender Brace Kit	\$267.90
USCT1M1202	70-74 E Body Inner Fender Brace Kit	\$267.90
USCT1M1203	67-75 A Body Inner Fender Brace Kit	\$267.90
USCT1M1205	62-65 B-Body Inner Fender Braces	\$267.90
USCT1M1206	63-66 A-Body Inner Fender Braces	\$267.90
USCT1M1207	70-74 E Body, 71-72 B Body Lower Front Frame Rail reinforcement brace	\$181.19
Core Supports		
USCT1M1301	66-70 B-Body Core Support Stiffener	\$251.07
USCT1M1302	70-74 E-Body Core Support Stiffener	\$251.07
USCT1M1303	67-75 A-Body Core Support Stiffener	\$251.07
USCT1M1304	62-65 B-Body Core Support Stiffener	\$251.07
USCT1M1305	63-66 A-Body Core Support Stiffener	\$251.07
USCT1M1306	67-75 A-Body Radiator Core Support Replacement with Adjustable Width	\$641.95
Tire Clearance Combination Kit		
USCTAM2013	67-75 A-body Mini tub and Rear Spring Relocation Combo	\$697.59
USCTAM2014	66-70 B-body Dodge Mini tub and Rear Spring Relocation Combo	\$697.59
USCTAM2015	66-70 B-body Plymouth Mini tub and Rear Spring Relocation Combo	\$697.59
USCTAM2018	62-65 Dodge Mini tub and Spring relo combo	\$697.59
USCTAM2019	62-65 Plymouth B-Body Mini tub and Spring relo combo	\$697.59
USCTAM2024	70-74 E-Body Mini-Tub and Spring Relocation Combo Kit	\$795.96
Leaf Spring Relocation		
USCTAM2003	Mopar A-Body 63-75 Spring Hanger Relocation Kit	\$376.62
USCTAM2004	70-74 E-Body Leaf Spring Relocation Kit	\$430.98
USCTAM2005	66-70 B-Body Dodge Spring Relocation Kit	\$376.62
USCTAM2006	66-70 B-Body Plymouth Spring Relocation Kit	\$376.62
USCTAM2011	62-65 B-Body Dodge Spring Relocation Kit	\$376.62
USCTAM2012	62-65 B-Body Plymouth Spring Relocation Kit	\$376.62
USCTAM2026	71-72 B-Body Spring Relocation	\$376.62
USCTAM2030	63-75 A-Body Spring Hanger Relocation Kit REAR SHACKLES ONLY	\$125.53
USCTAM2031	66-70 B-Body Spring Hanger Relocation Kit REAR SHACKLES ONLY	\$125.53
USCTAM2036	63-75 A-Body Front Spring Relocation BUCKETS ONLY	\$251.07
USCTAM2037	66-70 B-Body Dodge Front Spring Relocation BUCKETS ONLY	\$251.07
USCTAM2038	66-70 B-Body Plymouth Front Spring Relocation BUCKETS ONLY	\$251.07
USCTAM2039	70-74 E-Body Front Spring Relocation BUCKETS ONLY	\$251.07

Prices subject to change without notice. ©2024 USCT Motorsports. All rights reserved.

Summer 2024 Price List

SKU #	Item	Price
Mini Tub Kit		
USCTAM2009	67-75 A-Body Mini-Tub Kit	\$388.27
USCTAM2010	66-70 B-Body Dodge/Plymouth Mini-Tub Kit	\$388.27
USCTAM2017	1963-1965 B-Body Mini-Tub Kit	\$388.27
USCTAM2023	70-74 E-Body Mini-Tub Kit	\$430.98
USCTAM2024	70-74 MOPAR E-Body Mini-Tub and Spring Relocation Combo Kit	\$795.96
USCTAM2028	71-73 B-Body Mini-Tub Kit	\$430.98
USCTAM2035	63-66 Early A-Body Mini-Tub Kit	\$388.27
Drive Shaft Loops		
USCT2M2001	Bolt In Driveshaft Loop 64-72 B Body, 70-74 E Body	\$267.90
USCT2M2002	Bolt In Driveshaft Loop 63-75 A Body	\$267.90
Body Wheels		
USCT4F3003	1965-1971 Mustang Car Moving Body Wheel Set	\$641.95
USCT4M1001	Mopar A/B/E Body Car Moving Body Wheel Set	\$641.95
USCT4M1002	Mopar A/B/E Body Front Pair Car Moving Body Wheels	\$418.04
USCT4M1003	Mopar C Body Front Pair Car Moving Body Wheels	\$418.04
USCT4M1004	Mopar A/B/C/E Body Rear Pair Car Moving Body Wheels	\$376.62
USCT4M1005	Dodge LX Body Car Moving Body Wheel Front Pair	\$278.25
USCT4U2033	8-inch Caster Wheels, Set of 4, 2 fixed and 2 swivel	\$174.71
USCT4U2034	Caster Wheel Hardware pack	\$28.46
Tools		
USCT7M1001	Mopar K-Frame Stand Drivetrain Restoration Tool	\$641.95
USCT7M1002	Mopar Big Block B RB Engine Dolly with swivel casters	\$278.25
USCT7M1003	Mopar Small Block Engine Dolly with swivel casters	\$278.25
USCT7M1004	Mopar Gen3 Hemi Engine Dolly with swivel casters	\$278.25
USCT7M5012	Tubular K-Frame adapters (2 ea)	\$49.17
USCT7M5015	K-Frame Engine Mount Adapters for LA/B/RB, small block and big block	\$59.53
USCT7M5016	K-Frame Engine Mount Adapters for Gen 3 Hemi, 5.7, 6.2 and 6.4	\$59.53
USCTRM1001	US Car Tool Uni-Lift Unibody Front End lifting tool	\$287.90
USCTRM1002	62-65 B Body - US Car Tool Uni-Lift Unibody Front End lifting tool	\$287.90
USCTRU1201	US Car Tool U-weld-it Rotisserie Kit	\$600.52
USCTR1201D	US Car Tool Deluxe Rotisserie	\$3,073.86
Fasteners		
USCTFM3001	Fender Bolt Fastener Kit MOPAR Dodge Plymouth A/B Body	\$77.64
USCTFM3002	Mopar Dodge Plymouth Steering Gear Bolts	\$28.46
USCTFM3003	Mopar 67-75 A Body 66-70 B Body Door Hinge Bolt kit	\$77.64
USCTFM3004	Mopar 70-74 E Body Door Hinge Bolt kit	\$77.64
USCTFM3005	Mopar E-Body Early 1970 Hood Bolt kit	\$69.87
USCTFM3006	Mopar E-Body LATE 70, 71-74 Hood Bolt kit	\$69.87
USCTFM3007	Mopar B-Body 1966-70 Hood Bolt kit	\$69.87
USCTFM3011	Mopar A Body 67-75 Total Kit Hood, Decklid, Fenders Doors	\$154.00
USCTFM3012	Mopar B Body 66-70 Total Kit Hood, Decklid, Fenders Doors	\$154.00
USCTFM3013	Mopar E Body Early 70 Total Kit Hood, Decklid, Fenders Doors	\$163.07
USCTFM3014	Mopar E Body Late 70, 71-74 Total Kit Hood, Decklid, Fenders Doors	\$163.07
USCTFM3015	1970-1974 Mopar E-Body Fender Bolt Kit	\$84.12
USCTFM3016	Brand New Mopar K-Frame Bolts	\$91.89
USCTFM3019	Brand New Mopar U Bolt set of four with nuts	\$104.83
Roll Bars		
USCT1F1000	1965-66 Ford Mustang Convertible bolt in four point roll bar	\$837.37
Miscellaneous Stiffening		
USCT1J1119	84-01 Jeep Cherokee Upper&Lower Control Arm Stiffeners	\$98.36
USCT1F1204	65-70 Mustang Front Strut Rod Braces	\$68.59

Prices subject to change without notice. ©2024 USCT Motorsports. All rights reserved.

Summer 2024 Price List



SKU #	Item	Price
Mopar Specialty		
USCT1M1520	Lower Firewall Extension panel for 62-65 B Body	\$278.25
USCT1M1521	70-74 Cuda Rear Valence Bump removal panel	\$278.25
USCT1M1602	71-74 Dodge/Plymouth B-Bodies Bucket Seat Bracket kit	\$56.93
USCT1M1603	A-12 Reproduction Lift off hood brackets	\$56.93
Transmission Swap kits		
USCTAM2016	67-75 A-Body GM2004R Cross-Member Kit	\$376.62
USCTAM2027	67-75 A-Body 518 Crossmember Kit	\$383.09
USCTAM2029	70-74 B or E-Body 518 Crossmember Kit	\$383.09
USCTAM2040	73-74 B or E-Body 518 Crossmember Kit	\$383.09
USCTAM2041	70-74 E-Body NAG1 HP70 Crossmember Kit	\$383.09
USCT1M1801	70-74 E-Body Transmission Tunnel Perimeter Frame	\$907.27
USCT1M1802	67-75 A-Body Transmission Tunnel Perimeter Frame	\$907.27
USCT1M1803	66 to 70 B-Body Transmission Tunnel Perimeter Frame	\$907.27
Rearend		
USCTAM2021	Mopar Spring Perches	\$42.70
Installation		
USCTSU5001	Level 1 kit install	\$571.83
USCTSU5002	Level 2 kit install	\$1,016.58
USCTSU5003	Level 3 kit install	\$5,082.91
USCTSU5004	Frame Connectors Install	\$317.68
USCTSU5005	Torque Box Install	\$317.68
USCTSU5006	Core Support Brace Install	\$190.61
USCTSU5007	Inner fender braces Install	\$381.22
USCTSU5008	Spring Relocation Install	\$571.83
USCTSU5009	Mini-Tub Install	\$4,447.55
USCTSU5010	Drive Shaft Loop Install	\$31.77
USCTSU5011	Core Support Replacement Install	\$1,016.58
Builder Series Tools		
USCTRU1201	US Car Tool U-weld-it Rotisserie Kit	\$600.52
USCT4U2033	8-inch Caster Wheels, Set of 4, 2 fixed and 2 swivel	\$174.71
USCT4U2034	Caster Wheel Hardware pack	\$28.46
Apparel		
USCTMU1038	USCT Rotate the Earth Dodge Charger Retro T-shirt by artist Bruce Anliker	\$31.76
Garage Art		
USCTMU4001	Wall Art 1970 Dodge Challenger TA	\$34.93
USCTMU4002	Wall Art 1971 Mustang Fastback	\$34.93
USCTMU4003	Wall Art 1970 Dodge Charger	\$34.93
USCTMU4004	Wall Art 1964 1/2 Mustang Convertible	\$34.93
USCTMU4005	Wall Art 1970 Plymouth Cuda AAR	\$34.93
USCTMU4006	Wall Art 1957 Chevy	\$34.93
USCTMU4007	Wall Art 1968 Pontiac Firebird Convertible	\$34.93
USCTMU4008	Wall Art 1970 Dodge Dart	\$34.93
USCTMU4009	Wall Art 1969 Mustang Fastback	\$34.93
USCTMU4010	Wall Art 1970 Oldsmobile 442 W-30 Convertible	\$34.93
USCTMU4011	Wall Art 1969 Camaro SS	\$34.93
USCTMU4014	Wall Art 1969 Corvette	\$34.93
USCTMU4015	Wall Art 1969 Dodge Daytona	\$34.93
USCTMU4016	Wall Art 1969 Camaro Front End	\$34.93
USCTMU4017	Wall Art 1969 Shelby Cobra	\$34.93
USCTMU4018	Wall Art 1966/1967 Dodge Charger Fastback	\$34.93

Prices subject to change without notice. ©2024 USCT Motorsports. All rights reserved.

Summer 2024 Price List

SKU #	Item	Price
Gen 3 Hemi Swap		
USCTAM2047	Gen3 Hemi Swap Mount kit to OEM K-frame B C E Bodies	\$306.89
USCTAM2061	Gen3 Hemi Swap Mount kit to OEM V8 K-frame A Bodies 67-73	\$306.89
USCTAM2075	Gen3 Hemi Swap Mount kit to OEM Slant Six K-frame A Bodies 67-73	\$306.89
USCTAM2072	Gen3 Hemi Swap Mount kit to ANY car, truck, Chasis or Body	\$211.89
USCTAM2076	Gen3 Hemi Swap AC Compressor clearance divot for OEM K-frame A Bodies 67-73	\$149.74
USCTAM2048	Kframe Notch for Gen3 Hemi Swap using OEM front sump Oil Pan	\$208.25
Gen3 Hemi Swap Perimeter Frame Transmission Tunnel		
USCT1M1801	70 to 74 E-Body Transmission Tunnel Perimeter Frame	\$907.27
USCT1M1802	67 to 75 A-Body Transmission Tunnel Perimeter Frame	\$907.27
USCT1M1803	66 to 70 B-Body Transmission Tunnel Perimeter Frame	\$907.27
USCT1M1805	62 to 65 B-Body Transmission Tunnel Perimeter Frame	\$907.27
Gen3 Hemi Transmission Mounts for Perimeter Frame		
USCTAM2044	70 to 74 E-Body Tremec T56 Magnum transmission Crossmember for Gen3 Hemi Swap	\$383.09
USCTAM2045	Transmission Crossmember for Gen3 Hemi Swap NAG1, HP70, 727, 518, T56, 4L80, 4L60	\$383.09
USCTAM2046	Transmission Crossmember for Gen3 Hemi Swap TR6060 OEM 6 Speed	\$401.21
USCTAM2052	Transmission Crossmember for Gen3 Hemi Swap HP90	\$383.09
Gen3 Hemi Engine / Transmission Dollies		
USCT7M1004	Mopar Gen3 Hemi Engine / Transmission 3 point Dolly with swivel casters	\$278.25
USCT7M1005	Mopar Gen3 Hemi Engine 4 point Dolly with swivel casters	\$364.60
Gen3 Hemi Header Parts		
USCTSM2074	Gen3 Hemi Header Flanges for 5.7, 6.1, 6.2 an 6.4 with D ports	\$289.24
USCTSM2075	Gen3 Hemi Header Flanges (Stainless) for 5.7, 6.1, 6.2 an 6.4 with D ports	\$366.74

Prices subject to change without notice. ©2024 USCT Motorsports. All rights reserved.



USCTMotorsports.com Our Web Store Is Open 24/7!



The Body In White Program



Restorations



Muscle Cars



Modern Muscle



Hot Rod Trucks



We Don't Scare Easy!



USCTMotorsports.com
919-855-8200
212 West Hanover Road, Graham, NC. 27253
©2024 USCarTool

